

QUANT ANALYZER REPORT

ŽRŽ†...-¾•@EURJPY

Source: MT4Report

Symbol: **EURJPY.** Period: **M5 : 04.01.2010 - 24.09.2020**
 Initial deposit: **1000000.0**
 Parameters: -

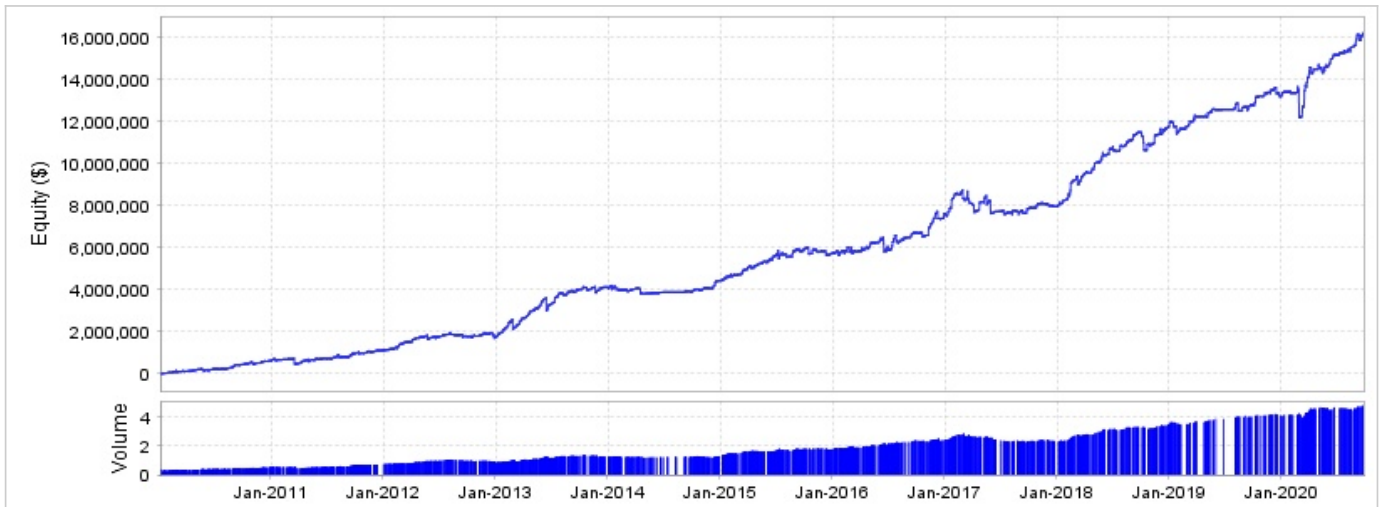
TOTAL PROFIT

\$
16220517.67

PROFIT IN PIPS: 15261 PIPS
 YRLY AVG PROFIT: \$ 1509131.28
 YRLY AVG % RET: 150.91 %
 CAGR: 29.53 %

# OF TRADES	SHARPE RATIO	PROFIT FACTOR	RETURN / DD RATIO	WINNING %
3436	0.15	1.63	10.92	72.56 %
DRAWDOWN	% DRAWDOWN	DAILY AVG PROFIT	MTHLY AVG PROFIT	AVERAGE TRADE
\$ 1485290.85	14.8 %	\$ 9920.81	\$ 125740.45	\$ 4720.76
ANNUAL% / MAX DD%	R EXPECTANCY	R EXP SCORE	SQN	SQN SCORE
2	0.17 R	55.35 R	8.35	6.04

generated by Quant Analyzer



MONTHLY PERFORMANCE (\$)

Year	Jan	Feb	Mar	Apr	May	Jun	Jul	Aug	Sep	Oct	Nov	Dec	YTD
2020	154935.93	-1180497.91	2039843.3	277323.25	129225.11	544220.98	144638.36	516969.68	383021.19	0	0	0	3009679.89
2019	-257718.93	265212.05	477021.98	45314.52	280177.27	13925.42	0	94016.44	108320.47	428705.29	284884.32	-288946.56	1450912.27
2018	307232.13	969258.42	280804.71	222810.59	677489.28	284111.28	151361.93	263438.6	377837.75	-635400.25	555776.63	350477.46	3805198.53
2017	806771.72	330847.56	-712460.66	147746.68	-556468.61	102665.91	-44113.81	-27462.04	193326.07	232848.49	-11541.72	-115225.51	346934.08
2016	78333.77	491.07	23536.64	201133.65	225195.76	-208475.44	271654.89	176464.98	244001.3	-158223.85	913944.04	116992.24	1885049.05
2015	212823.7	94988.59	246577.95	178895.16	178842.52	280959.52	82360.62	128481.87	73671.68	445.59	-83450.51	-84026.81	1310569.88
2014	-36976.43	-45599.14	52318.29	-244839.18	33966.8	42479.1	-3590.72	-276.48	15279.25	100364.29	56254.37	368152.69	337532.84
2013	426479.99	4243.11	465685.23	368804.69	435791.66	-146117.19	546369.73	51477.18	104243.49	7014.19	-52751.5	121191.86	2332432.44
2012	47402.19	273236.52	71954.98	236000.93	-39615.59	65996.88	118707.49	-48206.8	-67814.3	27318.23	107237.53	-152377.06	639841
2011	42767.36	45056.84	-212876.77	181991.92	50764.82	-4693.38	46454.01	63653.2	142351.95	1921.15	82626.13	54100.67	494117.9
2010	36466.65	28808.78	44158.18	59429.12	-7548.35	67163.44	-20919.87	134251.37	92627.16	97697.18	13142.71	62973.42	608249.79

STATS

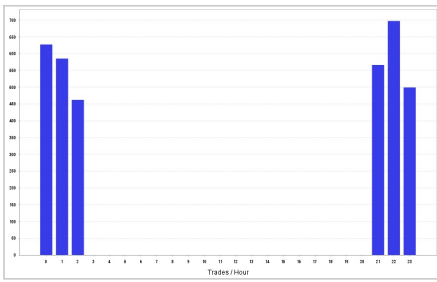
Strategy

Wins/Losses Ratio	2.64	Payout Ratio (Avg Win/Loss)	0.62	Average # of Bars in Trade	0
AHPR	0.08	Z-Score	-25.75	Z-Probability	99.9 %
Expectancy	4720.76	Deviation	\$ 33132.38	Exposure	-99999999 %
Stagnation in Days	354	Stagnation in %	9.04 %		

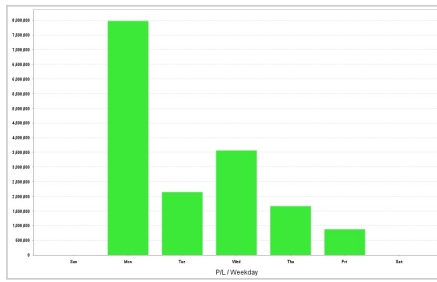
Trades

# of Wins	2493	# of Losses	943	# of Cancelled/Expired	0
Gross Profit	\$ 41932760.04	Gross Loss	\$ -25712242.37	Average Win	\$ 16820.2
Largest Win	\$ 207537.98	Largest Loss	\$ -373680.86	Max Consec Wins	60
				Max Consec Losses	15

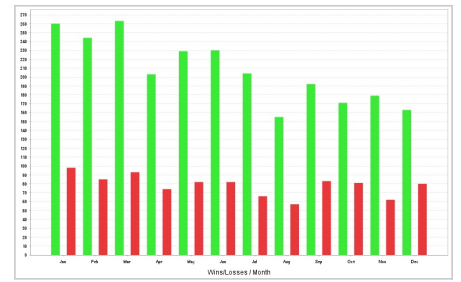
CHARTS



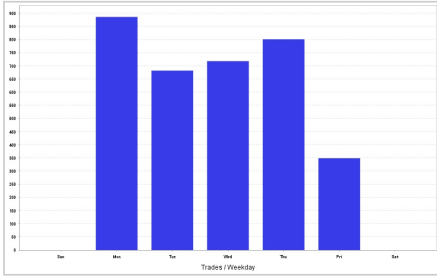
Trades by hour



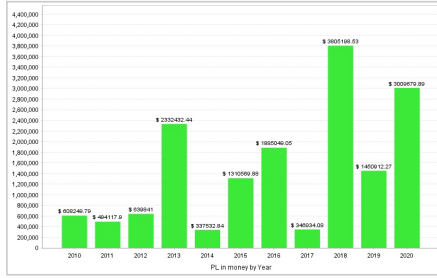
P/L by weekday



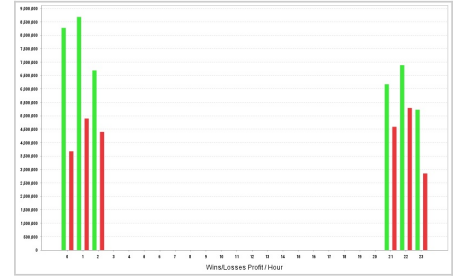
Wins/Losses by month



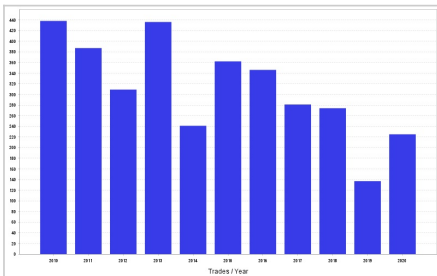
Trades by weekday



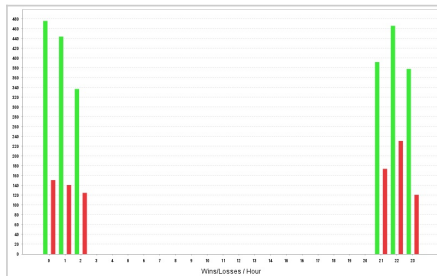
P/L by year



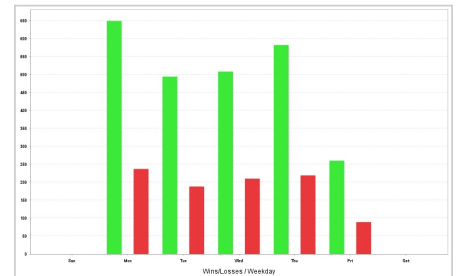
Wins/Losses Profit by hour



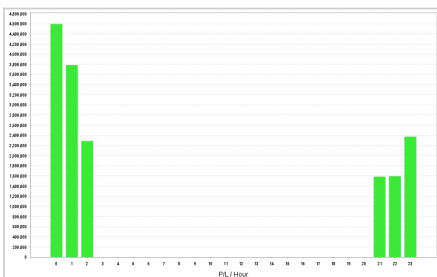
Trades by year



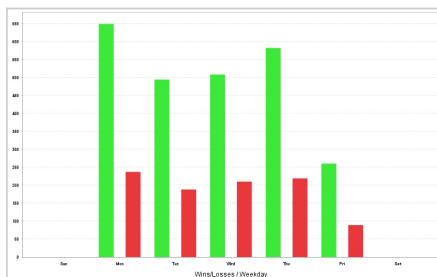
Wins/Losses by hour



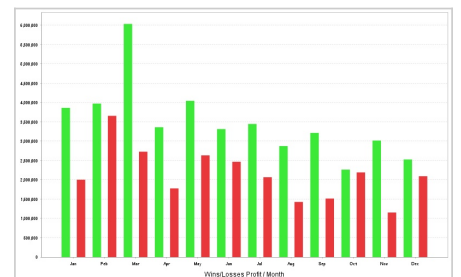
Wins/Losses by weekday



P/L by hour



Wins/Losses by weekday



Wins/Losses Profit by month

TRADES

Ticket	Type	Open time	Open price	Size	Close time	Close price	Profit/Loss	Comment
1	Buy	04.01.2010 00:05:00	132.959	0.38	04.01.2010 00:48:00	133.163	\$ 7246.74	
5	Buy	04.01.2010 01:55:00	132.761	0.26	04.01.2010 02:54:00	132.811	\$ 954.83	
4	Buy	04.01.2010 01:50:00	132.858	0.26	04.01.2010 07:40:00	132.724	\$ -3829.4	
3	Buy	04.01.2010 01:35:00	132.897	0.26	04.01.2010 07:40:00	132.722	\$ -4895.51	
2	Buy	04.01.2010 01:20:00	132.98	0.27	04.01.2010 07:40:00	132.734	\$ -7001.07	
7	Buy	05.01.2010 01:00:00	133.188	0.26	05.01.2010 02:14:00	133.267	\$ 1707.71	
8	Buy	05.01.2010 01:05:00	133.177	0.26	05.01.2010 02:14:00	133.271	\$ 2097.76	
6	Buy	05.01.2010 00:00:00	133.289	0.26	05.01.2010 02:34:00	133.319	\$ 433.45	
9	Sell	05.01.2010 22:00:00	131.823	0.26	05.01.2010 23:12:00	131.788	\$ 567.27	
10	Sell	05.01.2010 23:15:00	131.791	0.26	06.01.2010 01:15:00	131.615	\$ 4175.37	
14	Buy	06.01.2010 23:45:00	133.007	0.26	07.01.2010 02:15:00	133.074	\$ 1042.87	
13	Buy	06.01.2010 23:40:00	133.042	0.26	07.01.2010 02:15:00	133.072	\$ 80.77	
12	Buy	06.01.2010 23:20:00	133.068	0.26	07.01.2010 02:15:00	133.085	\$ -257.33	
11	Buy	06.01.2010 23:15:00	133.103	0.26	07.01.2010 02:15:00	133.086	\$ -1141.41	
15	Sell	11.01.2010 02:30:00	133.71	0.26	11.01.2010 07:05:00	133.795	\$ -2557.68	
16	Sell	12.01.2010 22:00:00	131.904	0.26	12.01.2010 23:01:00	131.826	\$ 1685.03	
20	Sell	13.01.2010 01:00:00	132.063	0.26	13.01.2010 01:28:00	132.038	\$ 306.62	
18	Sell	13.01.2010 00:40:00	131.975	0.26	13.01.2010 02:11:00	131.949	\$ 332.87	

19	Sell	13.01.2010 00:55:00	131.989	0.26	13.01.2010 02:11:00	131.954	\$ 566.82
21	Sell	13.01.2010 02:30:00	132.17	0.26	13.01.2010 03:15:00	131.935	\$ 5766.35
17	Sell	13.01.2010 00:35:00	131.921	0.27	13.01.2010 03:48:00	131.715	\$ 5205.81
22	Buy	14.01.2010 00:30:00	132.486	0.27	14.01.2010 01:59:00	132.614	\$ 3098.28
23	Buy	14.01.2010 00:35:00	132.47	0.27	14.01.2010 01:59:00	132.612	\$ 3476.36
24	Buy	14.01.2010 00:40:00	132.459	0.26	14.01.2010 01:59:00	132.623	\$ 3919.64
28	Sell	14.01.2010 23:20:00	132.2	0.26	15.01.2010 02:20:00	132.207	\$ -583.73
27	Sell	14.01.2010 23:00:00	132.072	0.27	15.01.2010 02:20:00	132.217	\$ -4331.82
26	Sell	14.01.2010 22:50:00	132.053	0.27	15.01.2010 02:20:00	132.207	\$ -4574.74
25	Sell	14.01.2010 22:35:00	132.001	0.27	15.01.2010 02:20:00	132.204	\$ -5897.6
31	Sell	19.01.2010 22:55:00	130.348	0.27	19.01.2010 23:50:00	130.221	\$ 3077.06
30	Sell	19.01.2010 22:30:00	130.331	0.27	19.01.2010 23:50:00	130.215	\$ 2780.1
29	Sell	19.01.2010 21:30:00	130.249	0.27	19.01.2010 23:50:00	130.226	\$ 269.34
32	Sell	21.01.2010 02:30:00	128.833	0.28	21.01.2010 04:10:00	128.791	\$ 815.25
33	Sell	22.01.2010 02:00:00	127.506	0.28	22.01.2010 02:11:00	127.371	\$ 3422.98
34	Sell	27.01.2010 21:40:00	126.085	0.28	27.01.2010 22:20:00	125.953	\$ 3342.93
35	Sell	27.01.2010 21:45:00	126.225	0.28	27.01.2010 22:20:00	125.962	\$ 7010.58
36	Sell	27.01.2010 22:35:00	126.236	0.29	27.01.2010 22:56:00	126.214	\$ 271.9
37	Sell	28.01.2010 00:00:00	126.2	0.29	28.01.2010 01:30:00	126.06	\$ 3693.98
38	Sell	28.01.2010 22:40:00	125.768	0.29	28.01.2010 23:31:00	125.611	\$ 4188.27
39	Buy	01.02.2010 00:30:00	124.958	0.29	01.02.2010 01:06:00	124.99	\$ 565.65
40	Sell	01.02.2010 02:30:00	125.331	0.29	01.02.2010 03:35:00	125.141	\$ 5146.53
41	Buy	01.02.2010 22:05:00	126.125	0.29	02.02.2010 00:30:00	126.298	\$ 4519.86
43	Sell	03.02.2010 02:15:00	126.502	0.29	03.02.2010 02:38:00	126.482	\$ 213.16
42	Sell	03.02.2010 02:05:00	126.433	0.29	03.02.2010 03:15:00	126.221	\$ 5781.33
47	Buy	03.02.2010 23:20:00	126.419	0.28	04.02.2010 05:25:00	126.322	\$ -3450.49
46	Buy	03.02.2010 22:30:00	126.443	0.29	04.02.2010 05:25:00	126.337	\$ -3834.79
45	Buy	03.02.2010 22:20:00	126.475	0.29	04.02.2010 05:25:00	126.333	\$ -4878.91
44	Buy	03.02.2010 22:00:00	126.5	0.29	04.02.2010 05:25:00	126.331	\$ -5661.93
51	Buy	08.02.2010 23:35:00	121.917	0.29	09.02.2010 02:10:00	122.025	\$ 2647.07
50	Buy	08.02.2010 23:20:00	121.937	0.29	09.02.2010 02:10:00	122.023	\$ 2009.04
49	Buy	08.02.2010 23:10:00	121.943	0.29	09.02.2010 02:10:00	122.013	\$ 1545.02
48	Buy	08.02.2010 23:00:00	121.973	0.3	09.02.2010 02:10:00	122.016	\$ 788.21
53	Sell	11.02.2010 21:45:00	122.867	0.29	11.02.2010 23:28:00	122.846	\$ 252.7
55	Sell	11.02.2010 23:50:00	122.882	0.29	12.02.2010 01:13:00	122.865	\$ 71.95
56	Sell	11.02.2010 23:55:00	122.894	0.29	12.02.2010 01:13:00	122.858	\$ 622.93
57	Sell	12.02.2010 02:00:00	122.93	0.29	12.02.2010 02:45:00	122.676	\$ 7009.48
54	Sell	11.02.2010 23:35:00	122.869	0.29	12.02.2010 02:45:00	122.674	\$ 5233.98
52	Sell	11.02.2010 21:40:00	122.844	0.3	12.02.2010 02:45:00	122.665	\$ 4934.56
60	Sell	17.02.2010 22:15:00	124.217	0.29	17.02.2010 23:06:00	124.187	\$ 509.74
59	Sell	17.02.2010 22:10:00	124.138	0.3	18.02.2010 00:35:00	123.938	\$ 5426.89
58	Sell	17.02.2010 22:00:00	124.092	0.3	18.02.2010 00:35:00	123.942	\$ 3927.04
61	Sell	18.02.2010 21:25:00	124.326	0.3	18.02.2010 22:38:00	124.255	\$ 1756.99
62	Sell	18.02.2010 21:40:00	124.388	0.3	18.02.2010 22:38:00	124.266	\$ 3286.85
63	Sell	18.02.2010 21:45:00	124.429	0.3	18.02.2010 22:38:00	124.263	\$ 4606.73
67	Buy	19.02.2010 01:55:00	123.797	0.29	19.02.2010 03:30:00	123.951	\$ 4107.01
66	Buy	19.02.2010 01:45:00	123.88	0.3	19.02.2010 03:30:00	123.941	\$ 1458.4
65	Buy	19.02.2010 01:15:00	123.926	0.3	19.02.2010 03:30:00	123.954	\$ 468.23
64	Buy	19.02.2010 01:05:00	124.034	0.3	19.02.2010 03:30:00	123.954	\$ -2772.07
68	Buy	22.02.2010 00:00:00	124.666	0.3	22.02.2010 00:05:00	124.783	\$ 3135.98
69	Sell	22.02.2010 22:15:00	124.075	0.31	23.02.2010 00:18:00	123.989	\$ 2212.23
70	Sell	22.02.2010 22:20:00	124.1	0.3	23.02.2010 00:18:00	123.98	\$ 3160.79
74	Sell	23.02.2010 02:10:00	124.219	0.3	23.02.2010 02:33:00	124.203	\$ 107.33
73	Sell	23.02.2010 02:00:00	124.159	0.3	23.02.2010 03:20:00	123.909	\$ 7127.51
72	Sell	23.02.2010 01:05:00	124.068	0.31	23.02.2010 03:20:00	123.914	\$ 4389.36
71	Sell	23.02.2010 01:00:00	124.029	0.31	23.02.2010 03:20:00	123.909	\$ 3335.5
75	Sell	23.02.2010 22:00:00	121.959	0.32	23.02.2010 23:01:00	121.846	\$ 3225.75
79	Sell	24.02.2010 01:45:00	122.012	0.31	24.02.2010 02:10:00	121.813	\$ 5790.76
78	Sell	24.02.2010 01:20:00	121.992	0.31	24.02.2010 02:10:00	121.821	\$ 4922.82
77	Sell	24.02.2010 01:15:00	121.963	0.32	24.02.2010 02:10:00	121.81	\$ 4505.73

76	Sell	23.02.2010 23:35:00	121.935	0.32	24.02.2010 02:10:00	121.822	\$ 3154.42
80	Buy	24.02.2010 22:00:00	121.94	0.32	24.02.2010 23:49:00	121.98	\$ 889.83
81	Sell	25.02.2010 02:00:00	122.268	0.32	25.02.2010 02:55:00	122.015	\$ 7704.73
85	Sell	25.02.2010 21:55:00	120.751	0.32	26.02.2010 07:00:00	121.242	\$ -16169.79
84	Sell	25.02.2010 21:50:00	120.733	0.32	26.02.2010 07:00:00	121.246	\$ -16873.69
83	Sell	25.02.2010 21:35:00	120.696	0.33	26.02.2010 07:00:00	121.25	\$ -18753.88
82	Sell	25.02.2010 21:25:00	120.665	0.33	26.02.2010 07:00:00	121.237	\$ -19347.76
87	Sell	01.03.2010 00:05:00	121.241	0.3	01.03.2010 01:11:00	121.233	\$ -123.73
88	Sell	01.03.2010 00:10:00	121.369	0.3	01.03.2010 01:11:00	121.226	\$ 3925.91
86	Sell	01.03.2010 00:00:00	121.049	0.31	01.03.2010 06:25:00	121.176	\$ -4312.23
89	Sell	01.03.2010 21:25:00	120.892	0.31	01.03.2010 22:53:00	120.809	\$ 2198.23
90	Sell	01.03.2010 21:30:00	120.912	0.31	01.03.2010 22:53:00	120.806	\$ 2911.17
91	Sell	01.03.2010 21:45:00	120.935	0.3	01.03.2010 22:53:00	120.802	\$ 3627.19
92	Sell	01.03.2010 21:55:00	120.983	0.3	01.03.2010 22:53:00	120.806	\$ 4947.02
93	Sell	02.03.2010 01:00:00	120.981	0.31	02.03.2010 03:05:00	120.819	\$ 4646.92
94	Sell	03.03.2010 00:00:00	120.952	0.31	03.03.2010 01:54:00	120.894	\$ 1423.03
95	Buy	03.03.2010 22:00:00	121.092	0.31	04.03.2010 00:45:00	121.239	\$ 3760.34
96	Buy	10.03.2010 22:30:00	123.467	0.31	10.03.2010 23:45:00	123.53	\$ 1570.23
100	Buy	11.03.2010 01:45:00	123.408	0.3	11.03.2010 02:15:00	123.453	\$ 979.76
99	Buy	11.03.2010 01:40:00	123.447	0.3	11.03.2010 11:00:00	123.52	\$ 1819.64
98	Buy	11.03.2010 01:35:00	123.512	0.31	11.03.2010 11:00:00	123.54	\$ 485.09
97	Buy	11.03.2010 01:30:00	123.554	0.31	11.03.2010 11:00:00	123.523	\$ -1344.0
104	Sell	15.03.2010 23:45:00	123.794	0.3	16.03.2010 01:40:00	123.685	\$ 2831.69
103	Sell	15.03.2010 23:40:00	123.784	0.3	16.03.2010 01:40:00	123.672	\$ 2921.74
102	Sell	15.03.2010 23:35:00	123.763	0.31	16.03.2010 01:40:00	123.672	\$ 2368.17
101	Sell	15.03.2010 23:30:00	123.754	0.31	16.03.2010 01:40:00	123.669	\$ 2182.2
108	Sell	18.03.2010 02:30:00	124.214	0.3	18.03.2010 03:35:00	124.078	\$ 3707.33
107	Sell	18.03.2010 02:25:00	124.198	0.31	18.03.2010 03:35:00	124.069	\$ 3613.96
106	Sell	18.03.2010 02:20:00	124.183	0.31	18.03.2010 03:35:00	124.075	\$ 2963.0
105	Sell	18.03.2010 02:00:00	124.153	0.31	18.03.2010 03:35:00	124.072	\$ 2126.14
109	Sell	19.03.2010 02:00:00	123.123	0.32	19.03.2010 03:27:00	123.074	\$ 1174.02
110	Sell	19.03.2010 02:15:00	123.157	0.31	19.03.2010 03:27:00	123.074	\$ 2191.18
114	Sell	22.03.2010 23:35:00	122.212	0.31	23.03.2010 07:10:00	122.383	\$ -5748.99
113	Sell	22.03.2010 22:30:00	122.186	0.31	23.03.2010 07:10:00	122.383	\$ -6554.93
112	Sell	22.03.2010 22:25:00	122.16	0.32	23.03.2010 07:10:00	122.392	\$ -7886.31
111	Sell	22.03.2010 22:05:00	122.138	0.32	23.03.2010 07:10:00	122.396	\$ -8718.2
116	Buy	25.03.2010 01:15:00	122.743	0.31	25.03.2010 02:30:00	122.855	\$ 3091.53
115	Buy	25.03.2010 01:05:00	122.781	0.31	25.03.2010 02:30:00	122.845	\$ 1603.39
117	Buy	25.03.2010 21:25:00	123.261	0.31	25.03.2010 22:23:00	123.355	\$ 2531.9
121	Buy	25.03.2010 23:00:00	123.135	0.3	26.03.2010 03:10:00	123.221	\$ 2074.72
120	Buy	25.03.2010 22:50:00	123.15	0.31	26.03.2010 03:10:00	123.235	\$ 2112.84
119	Buy	25.03.2010 22:40:00	123.185	0.31	26.03.2010 03:10:00	123.236	\$ 1058.72
118	Buy	25.03.2010 22:35:00	123.226	0.31	26.03.2010 03:10:00	123.222	\$ -646.42
122	Sell	31.03.2010 02:30:00	124.779	0.31	31.03.2010 03:40:00	124.514	\$ 7828.17
123	Buy	31.03.2010 22:05:00	126.207	0.31	31.03.2010 23:10:00	126.246	\$ 817.76
124	Sell	06.04.2010 02:30:00	127.311	0.3	06.04.2010 02:50:00	127.096	\$ 6068.03
125	Sell	06.04.2010 22:00:00	125.761	0.31	07.04.2010 00:35:00	125.691	\$ 1710.99
128	Sell	08.04.2010 21:45:00	124.776	0.31	08.04.2010 23:34:00	124.721	\$ 1318.19
129	Sell	08.04.2010 21:50:00	124.835	0.3	08.04.2010 23:34:00	124.707	\$ 3465.5
127	Sell	08.04.2010 21:35:00	124.729	0.31	09.04.2010 01:15:00	124.712	\$ 71.21
126	Sell	08.04.2010 21:30:00	124.711	0.31	09.04.2010 01:15:00	124.71	\$ -424.77
130	Sell	15.04.2010 22:00:00	126.387	0.31	15.04.2010 22:49:00	126.264	\$ 3421.21
132	Sell	16.04.2010 01:00:00	126.392	0.31	16.04.2010 01:40:00	126.236	\$ 4444.17
131	Sell	15.04.2010 23:00:00	126.363	0.31	16.04.2010 01:40:00	126.241	\$ 3321.14
133	Sell	19.04.2010 01:30:00	124.258	0.32	19.04.2010 01:59:00	124.015	\$ 7378.39
134	Sell	19.04.2010 21:35:00	124.506	0.32	20.04.2010 04:45:00	124.706	\$ -6869.77
135	Buy	20.04.2010 22:55:00	125.224	0.32	20.04.2010 23:35:00	125.278	\$ 1327.32
136	Buy	21.04.2010 02:30:00	124.982	0.32	21.04.2010 05:41:00	125.046	\$ 1648.07
137	Sell	22.04.2010 21:30:00	124.336	0.32	23.04.2010 00:50:00	124.174	\$ 4714.74
138	Sell	22.04.2010 22:25:00	124.367	0.32	23.04.2010 00:50:00	124.163	\$ 6058.63

139	Sell	22.04.2010 22:30:00	124.453	0.31	23.04.2010 00:50:00	124.18	\$ 8008.03
140	Sell	22.04.2010 22:40:00	124.472	0.31	23.04.2010 00:50:00	124.163	\$ 9123.99
141	Buy	26.04.2010 00:05:00	125.48	0.32	26.04.2010 01:25:00	125.581	\$ 2830.5
142	Buy	26.04.2010 00:10:00	125.415	0.32	26.04.2010 01:25:00	125.585	\$ 5038.71
146	Sell	27.04.2010 00:05:00	125.787	0.32	27.04.2010 01:55:00	125.841	\$ -2130.55
145	Sell	26.04.2010 23:35:00	125.746	0.32	27.04.2010 01:55:00	125.844	\$ -3609.77
144	Sell	26.04.2010 23:05:00	125.691	0.32	27.04.2010 01:55:00	125.844	\$ -5369.56
143	Sell	26.04.2010 23:00:00	125.658	0.33	27.04.2010 01:55:00	125.842	\$ -6560.24
148	Buy	29.04.2010 01:35:00	124.032	0.32	29.04.2010 02:12:00	124.072	\$ 883.09
149	Buy	29.04.2010 01:40:00	124.012	0.32	29.04.2010 02:12:00	124.076	\$ 1651.19
150	Buy	29.04.2010 01:45:00	123.916	0.32	29.04.2010 02:12:00	124.073	\$ 4627.45
147	Buy	29.04.2010 01:30:00	124.114	0.33	29.04.2010 05:45:00	124.075	\$ -1696.57
153	Buy	29.04.2010 22:20:00	124.443	0.32	29.04.2010 23:05:00	124.466	\$ 337.81
154	Buy	29.04.2010 22:30:00	124.409	0.32	29.04.2010 23:05:00	124.479	\$ 1841.91
152	Buy	29.04.2010 22:05:00	124.483	0.32	30.04.2010 01:11:00	124.512	\$ 384.68
155	Buy	29.04.2010 23:40:00	124.426	0.32	30.04.2010 01:11:00	124.501	\$ 1856.89
156	Buy	29.04.2010 23:55:00	124.42	0.32	30.04.2010 01:11:00	124.5	\$ 2016.93
151	Buy	29.04.2010 22:00:00	124.523	0.33	30.04.2010 02:33:00	124.617	\$ 2541.58
157	Buy	03.05.2010 00:00:00	125.324	0.33	03.05.2010 00:05:00	125.321	\$ -512.55
161	Buy	03.05.2010 23:30:00	124.716	0.32	04.05.2010 01:35:00	124.922	\$ 6047.93
160	Buy	03.05.2010 23:15:00	124.765	0.32	04.05.2010 01:35:00	124.932	\$ 4799.8
159	Buy	03.05.2010 23:10:00	124.79	0.33	04.05.2010 01:35:00	124.922	\$ 3794.71
158	Buy	03.05.2010 23:00:00	124.814	0.33	04.05.2010 01:35:00	124.932	\$ 3332.64
162	Sell	05.05.2010 00:55:00	122.865	0.34	05.05.2010 04:39:00	122.737	\$ 3934.23
163	Sell	06.05.2010 00:50:00	120.454	0.35	06.05.2010 01:43:00	120.375	\$ 2343.4
164	Sell	06.05.2010 01:05:00	120.484	0.34	06.05.2010 01:43:00	120.365	\$ 3636.34
165	Buy	12.05.2010 23:30:00	117.522	0.36	13.05.2010 00:09:00	117.549	\$ 59.7
166	Sell	14.05.2010 02:00:00	116.326	0.36	14.05.2010 02:31:00	116.264	\$ 1813.24
167	Sell	17.05.2010 01:45:00	114.245	0.37	17.05.2010 03:01:00	114.103	\$ 4831.28
168	Sell	17.05.2010 21:25:00	114.255	0.37	17.05.2010 21:37:00	114.087	\$ 5793.23
170	Sell	17.05.2010 21:55:00	114.447	0.37	18.05.2010 02:05:00	114.556	\$ -4538.95
169	Sell	17.05.2010 21:50:00	114.37	0.37	18.05.2010 02:05:00	114.55	\$ -7165.71
171	Buy	18.05.2010 21:25:00	113.067	0.37	18.05.2010 21:30:00	113.151	\$ 2689.65
172	Buy	18.05.2010 21:40:00	112.972	0.37	18.05.2010 21:49:00	113.022	\$ 1432.02
174	Buy	18.05.2010 22:00:00	112.656	0.37	18.05.2010 22:17:00	112.861	\$ 7168.2
175	Buy	18.05.2010 22:05:00	112.392	0.36	18.05.2010 22:17:00	112.862	\$ 16515.39
173	Buy	18.05.2010 21:55:00	112.899	0.37	19.05.2010 02:25:00	112.245	\$ -24783.33
179	Buy	20.05.2010 01:50:00	113.511	0.36	20.05.2010 03:01:00	113.547	\$ 887.34
178	Buy	20.05.2010 01:45:00	113.565	0.36	20.05.2010 07:35:00	113.521	\$ -1992.86
177	Buy	20.05.2010 01:40:00	113.697	0.37	20.05.2010 07:35:00	113.535	\$ -6414.65
176	Buy	20.05.2010 01:30:00	113.723	0.37	20.05.2010 07:35:00	113.515	\$ -8116.76
182	Sell	20.05.2010 21:40:00	113.311	0.35	20.05.2010 22:00:00	113.269	\$ 1073.39
183	Sell	20.05.2010 21:50:00	113.534	0.34	20.05.2010 22:00:00	113.265	\$ 8759.95
181	Sell	20.05.2010 21:35:00	113.097	0.36	20.05.2010 22:18:00	113.002	\$ 3012.83
184	Sell	20.05.2010 22:05:00	113.464	0.35	20.05.2010 22:18:00	112.992	\$ 16122.9
180	Sell	20.05.2010 21:25:00	112.957	0.37	20.05.2010 22:49:00	112.567	\$ 14012.06
185	Sell	21.05.2010 02:30:00	112.165	0.38	21.05.2010 05:16:00	113.475	\$ -50206.28
189	Sell	25.05.2010 21:50:00	111.179	0.35	25.05.2010 22:02:00	111.08	\$ 3075.89
186	Sell	25.05.2010 21:25:00	110.568	0.37	26.05.2010 00:25:00	111.868	\$ -48591.61
191	Sell	26.05.2010 00:30:00	111.901	0.31	26.05.2010 01:23:00	111.455	\$ 13479.12
190	Sell	25.05.2010 22:05:00	111.01	0.36	26.05.2010 03:10:00	111.29	\$ -10559.96
188	Sell	25.05.2010 21:45:00	110.983	0.36	26.05.2010 03:10:00	111.29	\$ -11531.85
187	Sell	25.05.2010 21:30:00	110.849	0.37	26.05.2010 03:10:00	111.309	\$ -17512.68
192	Sell	27.05.2010 02:30:00	109.583	0.35	27.05.2010 02:47:00	109.516	\$ 1961.48
193	Buy	27.05.2010 22:30:00	112.167	0.35	27.05.2010 23:37:00	112.514	\$ 11752.45
194	Buy	27.05.2010 22:35:00	112.095	0.34	27.05.2010 23:37:00	112.495	\$ 13218.92
195	Buy	27.05.2010 22:40:00	112.04	0.34	27.05.2010 23:37:00	112.503	\$ 15361.1
198	Buy	28.05.2010 01:25:00	112.242	0.35	28.05.2010 02:18:00	112.311	\$ 2022.17
199	Buy	28.05.2010 01:55:00	112.227	0.35	28.05.2010 02:18:00	112.33	\$ 3212.24
197	Buy	28.05.2010 01:10:00	112.356	0.35	28.05.2010 02:45:00	112.503	\$ 4751.76

196	Buy	28.05.2010 01:00:00	112.378	0.36	28.05.2010 02:45:00	112.486	\$ 3483.48
201	Sell	01.06.2010 00:06:00	112.294	0.36	01.06.2010 01:05:00	112.157	\$ 4527.73
200	Sell	01.06.2010 00:00:00	112.275	0.36	01.06.2010 01:05:00	112.15	\$ 4095.8
202	Buy	03.06.2010 02:30:00	112.723	0.36	03.06.2010 02:51:00	112.752	\$ 638.22
203	Sell	03.06.2010 23:40:00	112.811	0.36	04.06.2010 01:18:00	112.672	\$ 4517.56
204	Buy	07.06.2010 21:25:00	109.602	0.38	07.06.2010 21:33:00	109.631	\$ 685.49
205	Buy	07.06.2010 21:45:00	109.479	0.38	07.06.2010 22:13:00	109.573	\$ 3155.98
206	Buy	07.06.2010 21:50:00	109.468	0.37	07.06.2010 22:13:00	109.571	\$ 3406.01
207	Buy	07.06.2010 21:55:00	109.461	0.37	07.06.2010 22:13:00	109.585	\$ 4183.02
211	Buy	07.06.2010 22:55:00	109.167	0.37	08.06.2010 01:05:00	109.032	\$ -5566.55
210	Buy	07.06.2010 22:45:00	109.229	0.37	08.06.2010 01:05:00	109.04	\$ -7564.75
209	Buy	07.06.2010 22:30:00	109.309	0.38	08.06.2010 01:05:00	109.031	\$ -11151.51
208	Buy	07.06.2010 22:25:00	109.405	0.38	08.06.2010 01:05:00	109.04	\$ -14457.87
215	Sell	08.06.2010 23:45:00	109.443	0.35	09.06.2010 02:45:00	109.306	\$ 4333.9
214	Sell	08.06.2010 23:35:00	109.356	0.36	09.06.2010 02:45:00	109.318	\$ 894.03
213	Sell	08.06.2010 23:30:00	109.342	0.36	09.06.2010 02:45:00	109.3	\$ 1038.1
212	Sell	08.06.2010 23:25:00	109.267	0.37	09.06.2010 02:45:00	109.307	\$ -1966.8
219	Buy	09.06.2010 21:50:00	109.364	0.35	10.06.2010 01:40:00	109.497	\$ 3796.56
218	Buy	09.06.2010 21:45:00	109.473	0.36	10.06.2010 01:40:00	109.515	\$ 628.66
217	Buy	09.06.2010 21:40:00	109.57	0.37	10.06.2010 01:40:00	109.512	\$ -3054.27
216	Buy	09.06.2010 21:25:00	109.596	0.37	10.06.2010 01:40:00	109.507	\$ -4201.36
220	Buy	11.06.2010 01:30:00	110.487	0.36	11.06.2010 02:25:00	110.784	\$ 10294.23
221	Sell	14.06.2010 00:05:00	111.276	0.36	14.06.2010 01:16:00	111.21	\$ 1975.36
222	Sell	14.06.2010 00:15:00	111.298	0.36	14.06.2010 01:16:00	111.197	\$ 3235.29
225	Sell	14.06.2010 02:10:00	111.745	0.35	14.06.2010 02:31:00	111.699	\$ 1218.88
226	Sell	14.06.2010 02:15:00	111.774	0.35	14.06.2010 02:31:00	111.7	\$ 2198.79
224	Sell	14.06.2010 02:05:00	111.669	0.36	14.06.2010 10:00:00	111.708	\$ -1806.0
223	Sell	14.06.2010 02:00:00	111.399	0.37	14.06.2010 10:00:00	111.714	\$ -12067.19
228	Buy	14.06.2010 21:30:00	111.899	0.36	14.06.2010 22:04:00	111.949	\$ 1397.17
229	Buy	14.06.2010 21:35:00	111.816	0.35	14.06.2010 22:04:00	111.952	\$ 4368.65
227	Buy	14.06.2010 21:25:00	111.96	0.36	14.06.2010 22:26:00	112.03	\$ 2116.97
230	Buy	14.06.2010 23:00:00	111.82	0.36	15.06.2010 01:10:00	111.974	\$ 4978.38
233	Buy	16.06.2010 02:10:00	112.618	0.36	16.06.2010 02:56:00	112.653	\$ 854.59
234	Buy	16.06.2010 02:15:00	112.606	0.35	16.06.2010 02:56:00	112.647	\$ 1040.89
231	Buy	16.06.2010 01:35:00	112.673	0.36	16.06.2010 04:22:00	112.806	\$ 4382.4
232	Buy	16.06.2010 02:05:00	112.648	0.36	16.06.2010 04:22:00	112.817	\$ 5678.5
235	Sell	21.06.2010 00:05:00	112.475	0.37	21.06.2010 00:52:00	112.457	\$ 249.85
236	Sell	21.06.2010 00:15:00	112.66	0.36	21.06.2010 00:52:00	112.456	\$ 6938.4
237	Buy	21.06.2010 21:30:00	112.045	0.37	21.06.2010 21:49:00	112.08	\$ 880.44
239	Buy	21.06.2010 22:20:00	111.871	0.37	21.06.2010 22:41:00	111.916	\$ 1251.09
238	Buy	21.06.2010 22:15:00	111.979	0.37	22.06.2010 00:00:00	112.105	\$ 4080.11
240	Sell	23.06.2010 02:05:00	111.172	0.38	23.06.2010 02:55:00	110.969	\$ 7291.56
242	Sell	23.06.2010 21:35:00	110.907	0.37	23.06.2010 21:46:00	110.77	\$ 4658.66
243	Sell	23.06.2010 21:40:00	110.933	0.37	23.06.2010 21:46:00	110.766	\$ 5768.57
241	Sell	23.06.2010 21:30:00	110.717	0.38	23.06.2010 22:11:00	110.683	\$ 871.29
246	Sell	24.06.2010 00:50:00	110.763	0.38	24.06.2010 02:15:00	110.675	\$ 2923.08
245	Sell	24.06.2010 00:45:00	110.71	0.38	24.06.2010 02:15:00	110.687	\$ 453.29
244	Sell	24.06.2010 00:30:00	110.69	0.38	24.06.2010 02:15:00	110.682	\$ -116.65
247	Sell	29.06.2010 21:25:00	108.137	0.39	29.06.2010 21:53:00	108.09	\$ 1411.22
249	Sell	30.06.2010 02:05:00	108.071	0.39	30.06.2010 02:51:00	108.029	\$ 1216.5
250	Sell	30.06.2010 02:10:00	108.093	0.39	30.06.2010 02:51:00	108.015	\$ 2620.46
248	Sell	30.06.2010 02:00:00	108.023	0.39	30.06.2010 03:30:00	107.785	\$ 8860.71
254	Buy	30.06.2010 22:20:00	108.278	0.38	01.07.2010 03:25:00	108.306	\$ 136.1
253	Buy	30.06.2010 21:45:00	108.303	0.39	01.07.2010 03:25:00	108.313	\$ -562.41
252	Buy	30.06.2010 21:40:00	108.399	0.39	01.07.2010 03:25:00	108.3	\$ -4813.72
251	Buy	30.06.2010 21:35:00	108.414	0.4	01.07.2010 03:25:00	108.31	\$ -5137.23
255	Buy	05.07.2010 02:30:00	110.014	0.39	05.07.2010 03:36:00	110.169	\$ 5615.97
256	Sell	05.07.2010 21:31:00	110.087	0.39	06.07.2010 01:40:00	109.993	\$ 3149.69
257	Buy	06.07.2010 22:25:00	110.254	0.39	07.07.2010 00:02:00	110.392	\$ 4775.32
260	Sell	07.07.2010 22:00:00	110.613	0.38	07.07.2010 22:19:00	110.582	\$ 757.69

262	Sell	07.07.2010 22:40:00	110.789	0.37	08.07.2010 00:35:00	110.759	\$ 452.52
261	Sell	07.07.2010 22:35:00	110.702	0.38	08.07.2010 00:35:00	110.756	\$ -2726.89
259	Sell	07.07.2010 21:30:00	110.584	0.39	08.07.2010 00:35:00	110.745	\$ -6971.2
258	Sell	07.07.2010 21:25:00	110.555	0.39	08.07.2010 00:35:00	110.747	\$ -8180.13
263	Buy	08.07.2010 21:30:00	111.894	0.38	08.07.2010 22:00:00	111.964	\$ 2234.83
264	Sell	13.07.2010 22:00:00	112.492	0.38	14.07.2010 08:05:00	113.113	\$ -24110.21
265	Sell	15.07.2010 00:30:00	112.71	0.37	15.07.2010 01:10:00	112.426	\$ 10090.94
266	Buy	16.07.2010 01:30:00	112.883	0.37	16.07.2010 02:41:00	112.945	\$ 1876.35
267	Buy	20.07.2010 00:00:00	112.185	0.38	20.07.2010 01:50:00	112.293	\$ 3677.7
268	Sell	20.07.2010 22:35:00	112.758	0.38	20.07.2010 22:59:00	112.702	\$ 1699.5
270	Sell	20.07.2010 23:35:00	112.799	0.37	21.07.2010 01:25:00	112.61	\$ 6493.16
269	Sell	20.07.2010 23:10:00	112.776	0.38	21.07.2010 01:25:00	112.615	\$ 5604.7
273	Buy	22.07.2010 23:00:00	111.963	0.38	23.07.2010 00:19:00	112.011	\$ 1226.38
272	Buy	22.07.2010 22:50:00	112.01	0.38	23.07.2010 00:40:00	112.195	\$ 6432.19
271	Buy	22.07.2010 22:40:00	112.037	0.38	23.07.2010 00:40:00	112.198	\$ 5520.15
277	Buy	28.07.2010 02:25:00	114.015	0.37	28.07.2010 06:10:00	114.134	\$ 3981.17
276	Buy	28.07.2010 02:05:00	114.03	0.37	28.07.2010 06:10:00	114.126	\$ 3130.11
275	Buy	28.07.2010 02:00:00	114.055	0.38	28.07.2010 06:10:00	114.115	\$ 1846.64
274	Buy	28.07.2010 01:30:00	114.096	0.38	28.07.2010 06:10:00	114.122	\$ 554.45
280	Buy	28.07.2010 21:50:00	113.492	0.38	29.07.2010 00:06:00	113.579	\$ 2358.29
281	Buy	28.07.2010 21:55:00	113.446	0.37	29.07.2010 00:06:00	113.579	\$ 3998.41
279	Buy	28.07.2010 21:35:00	113.601	0.38	29.07.2010 02:56:00	113.627	\$ 39.87
278	Buy	28.07.2010 21:30:00	113.653	0.38	29.07.2010 06:20:00	113.474	\$ -7750.26
282	Buy	30.07.2010 00:00:00	113.49	0.38	30.07.2010 01:25:00	113.56	\$ 2228.71
283	Buy	30.07.2010 00:05:00	113.482	0.38	30.07.2010 01:25:00	113.578	\$ 3216.8
287	Buy	30.07.2010 02:10:00	113.305	0.37	30.07.2010 02:53:00	113.35	\$ 1245.74
286	Buy	30.07.2010 01:55:00	113.362	0.38	30.07.2010 08:40:00	113.041	\$ -12628.8
285	Buy	30.07.2010 01:35:00	113.383	0.38	30.07.2010 08:40:00	113.057	\$ -12818.84
284	Buy	30.07.2010 01:30:00	113.479	0.39	30.07.2010 08:40:00	113.04	\$ -17563.56
288	Buy	03.08.2010 01:00:00	113.867	0.37	03.08.2010 01:50:00	114.127	\$ 9198.67
289	Sell	04.08.2010 22:00:00	113.597	0.37	04.08.2010 22:16:00	113.547	\$ 1429.65
290	Sell	04.08.2010 22:25:00	113.633	0.38	04.08.2010 23:58:00	113.552	\$ 2646.16
291	Sell	05.08.2010 23:00:00	113.187	0.38	06.08.2010 01:15:00	113.115	\$ 2221.13
292	Buy	09.08.2010 01:30:00	113.306	0.38	09.08.2010 03:00:00	113.363	\$ 1735.47
293	Sell	10.08.2010 21:30:00	112.648	0.38	10.08.2010 21:57:00	112.552	\$ 3219.92
294	Sell	10.08.2010 21:40:00	112.675	0.38	10.08.2010 21:57:00	112.536	\$ 4853.82
297	Sell	11.08.2010 23:00:00	110.005	0.38	11.08.2010 23:55:00	109.754	\$ 9120.01
296	Sell	11.08.2010 22:50:00	109.94	0.39	11.08.2010 23:55:00	109.746	\$ 7137.22
295	Sell	11.08.2010 22:10:00	109.887	0.39	11.08.2010 23:55:00	109.736	\$ 5460.4
299	Sell	17.08.2010 01:35:00	109.541	0.4	17.08.2010 01:55:00	109.393	\$ 5481.83
298	Sell	17.08.2010 01:30:00	109.528	0.4	17.08.2010 01:55:00	109.396	\$ 4841.85
300	Buy	17.08.2010 22:30:00	110.115	0.4	18.08.2010 00:00:00	110.19	\$ 2378.35
302	Sell	25.08.2010 01:40:00	106.484	0.41	25.08.2010 02:42:00	106.433	\$ 1654.4
301	Sell	25.08.2010 01:30:00	106.427	0.42	25.08.2010 07:20:00	106.645	\$ -9603.04
306	Buy	26.08.2010 21:50:00	107.219	0.4	26.08.2010 22:45:00	107.584	\$ 14171.17
305	Buy	26.08.2010 21:45:00	107.279	0.4	26.08.2010 22:45:00	107.584	\$ 11770.91
304	Buy	26.08.2010 21:40:00	107.324	0.41	26.08.2010 22:45:00	107.59	\$ 10465.96
303	Buy	26.08.2010 21:30:00	107.346	0.41	26.08.2010 22:45:00	107.6	\$ 9973.87
310	Buy	31.08.2010 21:50:00	106.532	0.42	31.08.2010 23:55:00	106.83	\$ 12068.6
309	Buy	31.08.2010 21:45:00	106.604	0.42	31.08.2010 23:55:00	106.817	\$ 8498.31
308	Buy	31.08.2010 21:40:00	106.612	0.42	31.08.2010 23:55:00	106.82	\$ 8288.27
307	Buy	31.08.2010 21:35:00	106.643	0.43	31.08.2010 23:55:00	106.822	\$ 7238.44
313	Sell	01.09.2010 00:55:00	106.809	0.43	01.09.2010 02:10:00	106.646	\$ 6549.7
312	Sell	01.09.2010 00:20:00	106.773	0.44	01.09.2010 02:10:00	106.658	\$ 4590.2
311	Sell	01.09.2010 00:00:00	106.748	0.44	01.09.2010 02:10:00	106.647	\$ 3974.31
314	Buy	01.09.2010 22:25:00	108.027	0.44	01.09.2010 23:15:00	108.158	\$ 5288.68
316	Buy	02.09.2010 01:35:00	108.052	0.44	02.09.2010 03:05:00	108.24	\$ 7796.61
315	Buy	02.09.2010 01:30:00	108.066	0.44	02.09.2010 03:05:00	108.24	\$ 7180.54
317	Sell	02.09.2010 23:30:00	108.138	0.45	03.09.2010 01:25:00	108.033	\$ 4138.05
318	Buy	06.09.2010 00:00:00	108.363	0.45	06.09.2010 02:06:00	108.779	\$ 18232.34

321	Buy	09.09.2010 00:05:00	106.641	0.45	09.09.2010 01:50:00	106.836	\$ 8295.08
320	Buy	08.09.2010 22:45:00	106.672	0.46	09.09.2010 01:50:00	106.827	\$ 6014.14
319	Buy	08.09.2010 22:30:00	106.723	0.46	09.09.2010 01:50:00	106.83	\$ 3805.98
322	Buy	13.09.2010 00:00:00	107.007	0.46	13.09.2010 00:27:00	107.025	\$ 335.76
326	Buy	14.09.2010 23:55:00	107.956	0.45	15.09.2010 02:35:00	107.975	\$ 165.36
325	Buy	14.09.2010 23:45:00	107.975	0.45	15.09.2010 02:35:00	107.972	\$ -824.75
324	Buy	14.09.2010 23:35:00	108.009	0.46	15.09.2010 02:35:00	107.987	\$ -1717.19
323	Buy	14.09.2010 23:30:00	108.027	0.46	15.09.2010 02:35:00	107.973	\$ -3189.33
327	Buy	16.09.2010 01:30:00	111.457	0.44	16.09.2010 02:02:00	111.485	\$ 741.63
328	Buy	16.09.2010 02:30:00	111.391	0.44	16.09.2010 07:45:00	110.873	\$ -23282.11
329	Buy	17.09.2010 00:00:00	112.161	0.43	17.09.2010 01:40:00	112.248	\$ 3258.68
330	Buy	17.09.2010 02:30:00	112.113	0.43	17.09.2010 05:45:00	112.3	\$ 7558.96
331	Sell	20.09.2010 00:02:00	111.944	0.44	20.09.2010 01:25:00	111.804	\$ 5667.45
332	Sell	23.09.2010 21:35:00	112.692	0.44	23.09.2010 21:50:00	112.494	\$ 8216.17
333	Sell	24.09.2010 02:30:00	112.617	0.44	24.09.2010 03:10:00	112.332	\$ 12044.5
335	Buy	27.09.2010 00:10:00	113.559	0.44	27.09.2010 00:50:00	113.618	\$ 2096.39
334	Buy	27.09.2010 00:00:00	113.608	0.44	27.09.2010 01:35:00	113.657	\$ 1656.17
336	Buy	28.09.2010 01:30:00	113.213	0.44	28.09.2010 03:35:00	113.316	\$ 4033.84
337	Sell	05.10.2010 02:00:00	114.218	0.44	05.10.2010 03:03:00	114.18	\$ 1169.46
338	Sell	05.10.2010 02:10:00	114.283	0.44	05.10.2010 03:03:00	114.162	\$ 4821.13
339	Sell	05.10.2010 02:15:00	114.318	0.43	05.10.2010 03:03:00	114.169	\$ 5915.41
343	Sell	07.10.2010 23:40:00	114.728	0.43	08.10.2010 00:40:00	114.614	\$ 4312.76
342	Sell	07.10.2010 23:30:00	114.714	0.43	08.10.2010 00:40:00	114.62	\$ 3452.8
341	Sell	07.10.2010 23:10:00	114.707	0.44	08.10.2010 00:40:00	114.629	\$ 2829.14
340	Sell	07.10.2010 22:00:00	114.679	0.44	08.10.2010 00:40:00	114.614	\$ 2257.27
345	Sell	08.10.2010 01:40:00	114.737	0.44	08.10.2010 04:10:00	114.58	\$ 6403.11
344	Sell	08.10.2010 01:30:00	114.73	0.45	08.10.2010 04:10:00	114.57	\$ 6683.68
349	Sell	12.10.2010 22:00:00	113.866	0.44	12.10.2010 23:55:00	113.763	\$ 4030.94
348	Sell	12.10.2010 21:55:00	113.841	0.44	12.10.2010 23:55:00	113.766	\$ 2799.09
347	Sell	12.10.2010 21:30:00	113.793	0.45	12.10.2010 23:55:00	113.775	\$ 297.93
346	Sell	12.10.2010 21:25:00	113.706	0.45	12.10.2010 23:55:00	113.761	\$ -2986.66
350	Buy	15.10.2010 02:30:00	114.515	0.45	15.10.2010 06:50:00	114.316	\$ -9470.33
351	Buy	19.10.2010 00:00:00	113.234	0.45	19.10.2010 01:18:00	113.253	\$ 345.47
352	Buy	19.10.2010 00:10:00	113.2	0.45	19.10.2010 01:18:00	113.264	\$ 2370.59
353	Buy	19.10.2010 01:30:00	113.139	0.45	19.10.2010 02:40:00	113.413	\$ 11820.92
355	Sell	20.10.2010 01:15:00	112.195	0.46	20.10.2010 01:43:00	112.17	\$ 633.94
354	Sell	20.10.2010 01:00:00	112.149	0.46	20.10.2010 02:05:00	111.989	\$ 6844.14
356	Buy	21.10.2010 02:00:00	113.177	0.46	21.10.2010 02:55:00	113.335	\$ 6747.38
358	Buy	25.10.2010 02:10:00	113.333	0.46	25.10.2010 03:10:00	113.595	\$ 11530.7
357	Buy	25.10.2010 02:00:00	113.348	0.46	25.10.2010 03:10:00	113.575	\$ 9920.59
359	Sell	25.10.2010 21:55:00	112.998	0.47	25.10.2010 23:50:00	112.924	\$ 2946.88
360	Sell	25.10.2010 22:00:00	113.006	0.47	25.10.2010 23:50:00	112.926	\$ 3228.81
361	Sell	25.10.2010 22:30:00	113.055	0.46	25.10.2010 23:50:00	112.926	\$ 5413.96
363	Sell	27.10.2010 23:35:00	112.564	0.47	28.10.2010 02:55:00	112.511	\$ 1647.47
362	Sell	27.10.2010 23:30:00	112.559	0.48	28.10.2010 02:55:00	112.505	\$ 1730.6
365	Sell	01.11.2010 01:05:00	112.219	0.47	01.11.2010 01:20:00	112.166	\$ 1963.52
367	Sell	01.11.2010 02:05:00	112.32	0.47	01.11.2010 08:20:00	112.661	\$ -16554.91
366	Sell	01.11.2010 01:50:00	112.272	0.47	01.11.2010 08:20:00	112.662	\$ -18857.69
364	Sell	01.11.2010 01:00:00	112.179	0.48	01.11.2010 08:20:00	112.649	\$ -23098.5
368	Sell	02.11.2010 01:30:00	112.008	0.46	02.11.2010 11:30:00	112.455	\$ -21077.28
369	Sell	02.11.2010 01:35:00	112.033	0.46	02.11.2010 11:40:00	112.417	\$ -18179.32
373	Buy	02.11.2010 23:45:00	113.119	0.43	03.11.2010 00:40:00	113.255	\$ 5166.77
372	Buy	02.11.2010 23:00:00	113.164	0.44	03.11.2010 00:40:00	113.253	\$ 3218.73
371	Buy	02.11.2010 22:45:00	113.2	0.44	03.11.2010 00:40:00	113.246	\$ 1326.58
370	Buy	02.11.2010 22:00:00	113.221	0.44	03.11.2010 00:40:00	113.242	\$ 226.55
376	Buy	04.11.2010 02:25:00	114.441	0.43	04.11.2010 02:48:00	114.455	\$ 109.93
377	Buy	04.11.2010 02:30:00	114.424	0.43	04.11.2010 02:48:00	114.45	\$ 625.98
375	Buy	04.11.2010 02:05:00	114.456	0.44	04.11.2010 03:45:00	114.578	\$ 4864.44
374	Buy	04.11.2010 02:00:00	114.518	0.44	04.11.2010 03:45:00	114.58	\$ 2224.09
378	Sell	09.11.2010 21:25:00	112.945	0.45	09.11.2010 22:16:00	112.752	\$ 8176.77

379	Sell	09.11.2010 21:35:00	112.976	0.45	09.11.2010 22:16:00	112.745	\$ 9886.64
380	Sell	09.11.2010 21:40:00	112.999	0.44	09.11.2010 22:16:00	112.743	\$ 10766.8
384	Buy	10.11.2010 00:35:00	112.457	0.45	10.11.2010 02:55:00	112.523	\$ 2463.93
383	Buy	10.11.2010 00:00:00	112.5	0.45	10.11.2010 02:55:00	112.516	\$ 213.74
382	Buy	09.11.2010 23:55:00	112.556	0.46	10.11.2010 02:55:00	112.533	\$ -1784.14
381	Buy	09.11.2010 23:30:00	112.582	0.46	10.11.2010 02:55:00	112.521	\$ -3532.28
385	Buy	10.11.2010 22:00:00	113.138	0.46	10.11.2010 23:27:00	113.353	\$ 9369.55
386	Buy	11.11.2010 00:30:00	113.168	0.46	11.11.2010 02:00:00	113.232	\$ 2423.41
390	Sell	15.11.2010 23:30:00	113.02	0.45	16.11.2010 00:32:00	112.952	\$ 2451.09
389	Sell	15.11.2010 22:40:00	112.953	0.45	16.11.2010 01:24:00	112.924	\$ 696.36
388	Sell	15.11.2010 22:20:00	112.929	0.46	16.11.2010 02:37:00	112.91	\$ 251.9
387	Sell	15.11.2010 22:00:00	112.916	0.46	16.11.2010 07:55:00	112.998	\$ -4393.98
391	Sell	17.11.2010 00:30:00	112.505	0.46	17.11.2010 01:37:00	112.448	\$ 2104.44
392	Sell	17.11.2010 02:00:00	112.509	0.46	17.11.2010 03:16:00	112.455	\$ 1966.43
393	Buy	18.11.2010 21:25:00	113.707	0.46	18.11.2010 23:05:00	113.847	\$ 5916.92
395	Sell	23.11.2010 00:05:00	113.536	0.46	23.11.2010 01:50:00	113.406	\$ 5457.69
394	Sell	22.11.2010 23:55:00	113.502	0.46	23.11.2010 01:50:00	113.407	\$ 3745.26
396	Sell	23.11.2010 21:55:00	111.265	0.48	23.11.2010 23:30:00	111.14	\$ 5465.91
400	Sell	24.11.2010 01:35:00	111.307	0.46	24.11.2010 08:25:00	111.366	\$ -3226.05
399	Sell	24.11.2010 01:30:00	111.299	0.47	24.11.2010 08:25:00	111.363	\$ -3531.09
398	Sell	24.11.2010 01:15:00	111.28	0.47	24.11.2010 08:25:00	111.373	\$ -4893.98
397	Sell	24.11.2010 01:10:00	111.232	0.48	24.11.2010 08:25:00	111.357	\$ -6533.97
401	Buy	25.11.2010 23:00:00	111.61	0.47	26.11.2010 04:05:00	111.772	\$ 6876.49
402	Sell	29.11.2010 00:30:00	111.561	0.47	29.11.2010 02:25:00	111.486	\$ 3000.69
403	Sell	29.11.2010 00:35:00	111.668	0.47	29.11.2010 02:25:00	111.488	\$ 7935.19
404	Sell	29.11.2010 00:50:00	111.725	0.46	29.11.2010 02:25:00	111.476	\$ 10940.07
407	Sell	29.11.2010 23:40:00	110.584	0.48	30.11.2010 00:35:00	110.514	\$ 2722.11
406	Sell	29.11.2010 23:35:00	110.576	0.48	30.11.2010 00:35:00	110.507	\$ 2674.19
405	Sell	29.11.2010 22:30:00	110.559	0.48	30.11.2010 00:35:00	110.506	\$ 1906.26
408	Sell	30.11.2010 22:40:00	108.882	0.49	30.11.2010 23:00:00	108.633	\$ 11667.47
411	Sell	01.12.2010 02:00:00	108.743	0.49	01.12.2010 02:35:00	108.506	\$ 11080.1
410	Sell	01.12.2010 01:35:00	108.693	0.49	01.12.2010 02:35:00	108.493	\$ 9267.34
409	Sell	01.12.2010 01:30:00	108.69	0.5	01.12.2010 02:35:00	108.501	\$ 8906.57
415	Buy	02.12.2010 02:05:00	110.275	0.48	02.12.2010 03:44:00	110.37	\$ 4030.7
414	Buy	02.12.2010 02:00:00	110.424	0.49	02.12.2010 07:55:00	110.313	\$ -5980.06
413	Buy	02.12.2010 01:05:00	110.463	0.49	02.12.2010 07:55:00	110.317	\$ -7695.29
412	Buy	02.12.2010 01:00:00	110.491	0.5	02.12.2010 07:55:00	110.318	\$ -9202.4
416	Buy	03.12.2010 02:30:00	110.568	0.49	03.12.2010 03:42:00	110.622	\$ 2104.24
419	Buy	07.12.2010 23:50:00	110.681	0.48	08.12.2010 01:20:00	110.781	\$ 4051.27
418	Buy	07.12.2010 23:40:00	110.716	0.49	08.12.2010 01:20:00	110.787	\$ 2714.55
417	Buy	07.12.2010 23:35:00	110.75	0.49	08.12.2010 01:20:00	110.789	\$ 1146.41
420	Buy	08.12.2010 02:00:00	110.612	0.5	08.12.2010 02:55:00	110.883	\$ 12996.98
422	Sell	10.12.2010 01:50:00	110.985	0.49	10.12.2010 02:25:00	110.8	\$ 8521.11
421	Sell	10.12.2010 01:30:00	110.981	0.5	10.12.2010 02:25:00	110.82	\$ 7495.1
424	Buy	13.12.2010 00:35:00	110.849	0.5	13.12.2010 05:00:00	110.757	\$ -5154.24
423	Buy	13.12.2010 00:30:00	110.865	0.5	13.12.2010 05:00:00	110.758	\$ -5904.29
425	Sell	21.12.2010 00:00:00	109.995	0.5	21.12.2010 01:55:00	109.881	\$ 5150.02
426	Sell	22.12.2010 02:30:00	109.81	0.51	22.12.2010 07:25:00	109.942	\$ -7292.02
428	Sell	23.12.2010 02:20:00	109.607	0.5	23.12.2010 03:45:00	109.398	\$ 9901.99
427	Sell	23.12.2010 02:00:00	109.585	0.51	23.12.2010 03:45:00	109.382	\$ 9794.1
432	Sell	24.12.2010 02:20:00	109.003	0.5	24.12.2010 03:50:00	108.952	\$ 2004.96
431	Sell	24.12.2010 02:10:00	108.981	0.51	24.12.2010 03:50:00	108.94	\$ 1535.13
430	Sell	24.12.2010 02:05:00	108.977	0.51	24.12.2010 03:50:00	108.951	\$ 770.23
429	Sell	24.12.2010 02:00:00	108.951	0.51	24.12.2010 03:50:00	108.952	\$ -606.66
436	Sell	28.12.2010 22:10:00	108.062	0.51	28.12.2010 23:55:00	108.039	\$ 621.82
435	Sell	28.12.2010 21:45:00	108.055	0.51	28.12.2010 23:55:00	108.032	\$ 621.9
434	Sell	28.12.2010 21:35:00	108.027	0.52	28.12.2010 23:55:00	108.037	\$ -1081.75
433	Sell	28.12.2010 21:30:00	107.996	0.52	28.12.2010 23:55:00	108.038	\$ -2745.55
437	Buy	30.12.2010 02:30:00	107.764	0.52	30.12.2010 03:33:00	107.791	\$ 843.69
438	Buy	30.12.2010 22:00:00	108.273	0.52	31.12.2010 02:00:00	108.386	\$ 5077.47

439	Buy	03.01.2011 01:00:00	108.107	0.52	03.01.2011 01:56:00	108.362	\$ 12697.8
441	Buy	04.01.2011 01:35:00	109.022	0.52	04.01.2011 02:17:00	109.087	\$ 2813.09
443	Buy	04.01.2011 02:30:00	108.95	0.51	04.01.2011 03:20:00	109.252	\$ 14846.41
442	Buy	04.01.2011 02:25:00	109.004	0.52	04.01.2011 03:20:00	109.256	\$ 12537.23
440	Buy	04.01.2011 01:30:00	109.077	0.52	04.01.2011 03:20:00	109.262	\$ 9052.76
445	Sell	05.01.2011 00:50:00	109.277	0.53	05.01.2011 02:15:00	109.184	\$ 4349.81
444	Sell	05.01.2011 00:30:00	109.231	0.53	05.01.2011 02:15:00	109.177	\$ 2283.1
446	Buy	06.01.2011 01:00:00	109.427	0.53	06.01.2011 02:05:00	109.527	\$ 4720.02
447	Sell	06.01.2011 22:50:00	108.494	0.54	07.01.2011 00:05:00	108.302	\$ 9661.75
448	Sell	07.01.2011 02:30:00	108.343	0.54	07.01.2011 06:00:00	108.304	\$ 1520.97
449	Buy	13.01.2011 22:00:00	110.407	0.53	13.01.2011 23:25:00	110.64	\$ 11763.85
453	Buy	14.01.2011 01:30:00	110.462	0.52	14.01.2011 08:50:00	110.199	\$ -14250.39
452	Buy	14.01.2011 00:55:00	110.483	0.53	14.01.2011 08:50:00	110.204	\$ -15372.53
451	Buy	14.01.2011 00:50:00	110.502	0.53	14.01.2011 08:50:00	110.203	\$ -16432.61
450	Buy	14.01.2011 00:45:00	110.548	0.54	14.01.2011 08:50:00	110.209	\$ -18902.95
454	Buy	18.01.2011 21:30:00	110.493	0.52	18.01.2011 23:20:00	110.503	\$ -54.51
455	Buy	18.01.2011 21:45:00	110.459	0.51	18.01.2011 23:20:00	110.51	\$ 2037.65
459	Buy	21.01.2011 02:05:00	111.662	0.5	21.01.2011 02:55:00	111.829	\$ 7791.72
458	Buy	21.01.2011 01:20:00	111.698	0.5	21.01.2011 02:55:00	111.835	\$ 6291.47
457	Buy	21.01.2011 00:55:00	111.727	0.51	21.01.2011 02:55:00	111.847	\$ 5550.19
456	Buy	21.01.2011 00:40:00	111.751	0.51	21.01.2011 02:55:00	111.835	\$ 3714.12
463	Sell	25.01.2011 22:30:00	112.531	0.5	26.01.2011 01:01:00	112.514	\$ 175.78
462	Sell	25.01.2011 22:25:00	112.431	0.51	26.01.2011 02:20:00	112.402	\$ 791.83
461	Sell	25.01.2011 22:05:00	112.409	0.51	26.01.2011 02:20:00	112.409	\$ -687.0
460	Sell	25.01.2011 22:00:00	112.343	0.52	26.01.2011 02:20:00	112.409	\$ -4132.2
465	Sell	03.02.2011 22:05:00	111.337	0.51	04.02.2011 00:02:00	111.31	\$ 695.41
464	Sell	03.02.2011 22:00:00	111.31	0.52	04.02.2011 01:05:00	111.216	\$ 4193.16
466	Sell	04.02.2011 01:30:00	111.298	0.52	04.02.2011 03:00:00	111.18	\$ 5557.26
467	Buy	07.02.2011 00:00:00	111.394	0.52	07.02.2011 01:16:00	111.582	\$ 9196.71
468	Sell	07.02.2011 21:35:00	111.854	0.52	08.02.2011 00:10:00	111.792	\$ 2526.43
471	Buy	15.02.2011 23:00:00	112.994	0.51	16.02.2011 01:30:00	113.043	\$ 1691.67
470	Buy	15.02.2011 21:35:00	113.031	0.51	16.02.2011 01:30:00	113.056	\$ 467.5
469	Buy	15.02.2011 21:30:00	113.056	0.52	16.02.2011 01:30:00	113.038	\$ -1759.43
475	Sell	24.02.2011 23:10:00	113.097	0.5	25.02.2011 00:20:00	112.975	\$ 5422.98
474	Sell	24.02.2011 22:40:00	113.074	0.51	25.02.2011 00:20:00	112.982	\$ 4001.62
473	Sell	24.02.2011 21:35:00	112.951	0.51	25.02.2011 00:20:00	112.972	\$ -1760.83
472	Sell	24.02.2011 21:30:00	112.868	0.52	25.02.2011 00:20:00	112.973	\$ -6162.87
476	Sell	25.02.2011 01:30:00	113.259	0.52	25.02.2011 03:02:00	113.214	\$ 1751.06
477	Sell	25.02.2011 01:35:00	113.273	0.51	25.02.2011 03:02:00	113.203	\$ 2992.29
478	Sell	25.02.2011 01:45:00	113.35	0.51	25.02.2011 03:02:00	113.211	\$ 6510.92
479	Sell	25.02.2011 02:00:00	113.415	0.5	25.02.2011 03:02:00	113.209	\$ 9732.96
483	Buy	01.03.2011 21:50:00	112.839	0.51	02.03.2011 00:15:00	112.845	\$ -500.49
482	Buy	01.03.2011 21:40:00	112.89	0.52	02.03.2011 00:15:00	112.862	\$ -2278.54
481	Buy	01.03.2011 21:35:00	112.91	0.52	02.03.2011 00:15:00	112.857	\$ -3578.66
480	Buy	01.03.2011 21:30:00	112.918	0.53	02.03.2011 00:15:00	112.846	\$ -4654.57
487	Buy	04.03.2011 02:30:00	114.897	0.5	04.03.2011 07:30:00	114.949	\$ 2025.53
486	Buy	04.03.2011 02:25:00	114.914	0.5	04.03.2011 07:30:00	114.951	\$ 1275.44
485	Buy	04.03.2011 01:15:00	114.965	0.51	04.03.2011 07:30:00	114.944	\$ -1657.33
484	Buy	04.03.2011 01:10:00	115.005	0.51	04.03.2011 07:30:00	114.946	\$ -3595.54
488	Sell	09.03.2011 01:30:00	115.07	0.51	09.03.2011 10:10:00	114.911	\$ 7522.08
490	Sell	11.03.2011 02:30:00	114.544	0.51	11.03.2011 03:51:00	114.507	\$ 1302.76
489	Sell	11.03.2011 00:00:00	114.486	0.52	11.03.2011 05:45:00	114.417	\$ 2992.62
492	Sell	15.03.2011 22:15:00	113.27	0.52	15.03.2011 22:30:00	113.233	\$ 1335.03
491	Sell	15.03.2011 22:10:00	113.226	0.52	16.03.2011 00:42:00	113.066	\$ 7615.26
493	Sell	16.03.2011 02:30:00	113.231	0.53	16.03.2011 05:10:00	112.962	\$ 13656.88
494	Sell	17.03.2011 02:05:00	109.452	0.55	17.03.2011 04:05:00	110.764	\$ -72762.02
495	Sell	17.03.2011 02:10:00	109.5	0.54	17.03.2011 04:07:00	110.796	\$ -70575.31
496	Sell	17.03.2011 02:15:00	109.516	0.54	17.03.2011 04:07:00	110.819	\$ -70953.42
497	Sell	17.03.2011 02:25:00	109.567	0.53	17.03.2011 05:35:00	110.31	\$ -39959.74
498	Buy	17.03.2011 23:00:00	110.608	0.46	17.03.2011 23:50:00	110.649	\$ 1377.2

499	Buy	17.03.2011 23:20:00	110.596	0.46	17.03.2011 23:50:00	110.644	\$ 1699.29
500	Buy	21.03.2011 00:18:00	114.623	0.45	21.03.2011 03:00:00	114.798	\$ 7359.25
501	Buy	25.03.2011 02:30:00	114.693	0.45	25.03.2011 03:25:00	114.726	\$ 968.89
502	Buy	30.03.2011 01:30:00	116.228	0.44	30.03.2011 02:45:00	116.433	\$ 8508.62
503	Buy	01.04.2011 00:00:00	117.671	0.44	01.04.2011 02:05:00	118.058	\$ 16510.25
505	Sell	05.04.2011 01:00:00	119.622	0.43	05.04.2011 04:45:00	119.696	\$ -3696.41
504	Sell	04.04.2011 22:00:00	119.531	0.44	05.04.2011 04:45:00	119.703	\$ -8192.09
509	Buy	07.04.2011 01:30:00	122.218	0.41	07.04.2011 02:25:00	122.516	\$ 11716.94
508	Buy	07.04.2011 01:25:00	122.23	0.42	07.04.2011 02:25:00	122.526	\$ 11918.62
507	Buy	07.04.2011 01:20:00	122.281	0.42	07.04.2011 02:25:00	122.535	\$ 10154.4
506	Buy	07.04.2011 01:00:00	122.38	0.43	07.04.2011 02:25:00	122.52	\$ 5493.75
510	Sell	07.04.2011 23:30:00	121.589	0.44	08.04.2011 00:16:00	121.47	\$ 4602.91
511	Sell	07.04.2011 23:35:00	121.63	0.44	08.04.2011 00:16:00	121.469	\$ 6450.66
512	Sell	07.04.2011 23:50:00	121.662	0.43	08.04.2011 00:16:00	121.467	\$ 7765.98
513	Sell	12.04.2011 01:30:00	122.405	0.44	12.04.2011 02:10:00	121.992	\$ 17633.43
514	Sell	12.04.2011 21:30:00	121.442	0.45	12.04.2011 21:56:00	121.338	\$ 4133.46
516	Buy	12.04.2011 23:40:00	120.961	0.45	13.04.2011 01:20:00	121.138	\$ 7216.86
515	Buy	12.04.2011 23:30:00	120.976	0.45	13.04.2011 01:20:00	121.148	\$ 6991.78
517	Sell	13.04.2011 01:30:00	121.266	0.46	13.04.2011 02:05:00	120.864	\$ 17934.16
518	Sell	14.04.2011 01:00:00	121.199	0.46	14.04.2011 01:45:00	121.077	\$ 5054.46
521	Sell	15.04.2011 01:30:00	121.163	0.45	15.04.2011 02:05:00	121.12	\$ 1389.75
522	Sell	15.04.2011 02:30:00	121.451	0.44	15.04.2011 02:52:00	121.41	\$ 1269.65
520	Sell	14.04.2011 23:40:00	120.968	0.46	15.04.2011 05:40:00	121.1	\$ -6731.08
519	Sell	14.04.2011 23:00:00	120.938	0.46	15.04.2011 05:40:00	121.097	\$ -7972.94
523	Sell	18.04.2011 02:30:00	120.003	0.46	18.04.2011 02:55:00	119.622	\$ 16973.99
527	Sell	18.04.2011 22:50:00	117.654	0.46	19.04.2011 00:30:00	117.607	\$ 1518.18
526	Sell	18.04.2011 21:55:00	117.624	0.47	19.04.2011 00:30:00	117.616	\$ -281.67
525	Sell	18.04.2011 21:50:00	117.571	0.47	19.04.2011 00:30:00	117.603	\$ -2161.43
524	Sell	18.04.2011 21:25:00	117.531	0.48	19.04.2011 00:30:00	117.61	\$ -4463.16
530	Sell	22.04.2011 01:20:00	119.277	0.46	22.04.2011 02:35:00	119.115	\$ 6903.27
529	Sell	22.04.2011 01:15:00	119.253	0.47	22.04.2011 02:35:00	119.105	\$ 6395.48
528	Sell	22.04.2011 01:05:00	119.225	0.47	22.04.2011 02:35:00	119.109	\$ 4891.61
531	Sell	25.04.2011 02:30:00	119.406	0.48	25.04.2011 04:55:00	119.774	\$ -18237.2
535	Buy	25.04.2011 23:00:00	119.109	0.46	25.04.2011 23:55:00	119.269	\$ 6812.14
534	Buy	25.04.2011 22:55:00	119.119	0.46	25.04.2011 23:55:00	119.258	\$ 5846.03
533	Buy	25.04.2011 22:50:00	119.157	0.47	25.04.2011 23:55:00	119.263	\$ 4422.0
532	Buy	25.04.2011 22:30:00	119.191	0.47	25.04.2011 23:55:00	119.264	\$ 2870.84
536	Sell	26.04.2011 01:45:00	119.424	0.48	26.04.2011 02:10:00	119.142	\$ 12962.77
540	Buy	26.04.2011 23:05:00	119.332	0.47	27.04.2011 00:45:00	119.44	\$ 4302.22
539	Buy	26.04.2011 22:40:00	119.376	0.47	27.04.2011 00:45:00	119.453	\$ 2845.03
538	Buy	26.04.2011 21:50:00	119.427	0.48	27.04.2011 00:45:00	119.454	\$ 505.27
537	Buy	26.04.2011 21:25:00	119.483	0.48	27.04.2011 00:45:00	119.452	\$ -2278.94
541	Buy	27.04.2011 21:30:00	120.997	0.48	27.04.2011 22:01:00	121.141	\$ 6331.27
545	Sell	29.04.2011 01:35:00	121.067	0.46	29.04.2011 03:50:00	120.875	\$ 8275.04
544	Sell	29.04.2011 01:30:00	121.05	0.47	29.04.2011 03:50:00	120.866	\$ 8079.06
543	Sell	29.04.2011 00:40:00	120.897	0.47	29.04.2011 03:50:00	120.873	\$ 559.77
542	Sell	29.04.2011 00:30:00	120.877	0.48	29.04.2011 03:50:00	120.88	\$ -724.19
546	Sell	02.05.2011 01:30:00	120.409	0.48	02.05.2011 02:17:00	120.263	\$ 6430.05
550	Buy	02.05.2011 22:35:00	120.546	0.47	03.05.2011 05:55:00	120.042	\$ -24467.49
549	Buy	02.05.2011 22:30:00	120.565	0.48	03.05.2011 05:55:00	120.055	\$ -25276.11
548	Buy	02.05.2011 22:25:00	120.585	0.48	03.05.2011 05:55:00	120.04	\$ -26956.27
547	Buy	02.05.2011 22:00:00	120.613	0.49	03.05.2011 05:55:00	120.045	\$ -28644.96
551	Buy	04.05.2011 23:00:00	119.451	0.46	05.05.2011 01:05:00	119.599	\$ 5633.36
553	Sell	05.05.2011 01:50:00	119.654	0.46	05.05.2011 02:15:00	119.514	\$ 5889.56
552	Sell	05.05.2011 01:30:00	119.64	0.46	05.05.2011 02:15:00	119.496	\$ 6073.69
555	Sell	09.05.2011 00:40:00	116.005	0.47	09.05.2011 01:08:00	115.924	\$ 3261.8
556	Sell	09.05.2011 01:10:00	116.025	0.47	09.05.2011 02:15:00	115.954	\$ 2791.64
557	Sell	09.05.2011 01:15:00	116.158	0.47	09.05.2011 02:15:00	115.94	\$ 9700.08
558	Sell	09.05.2011 01:20:00	116.179	0.46	09.05.2011 02:15:00	115.954	\$ 9815.52
559	Sell	09.05.2011 02:30:00	116.162	0.48	09.05.2011 04:10:00	115.831	\$ 15330.4

554	Sell	09.05.2011 00:30:00	115.942	0.48	09.05.2011 04:10:00	115.828	\$ 4915.42
562	Sell	09.05.2011 23:55:00	115.369	0.48	10.05.2011 01:46:00	115.329	\$ 1259.2
563	Sell	10.05.2011 00:00:00	115.412	0.48	10.05.2011 01:46:00	115.33	\$ 3382.04
565	Sell	10.05.2011 02:05:00	115.382	0.48	10.05.2011 03:00:00	115.198	\$ 8278.14
564	Sell	10.05.2011 02:00:00	115.342	0.49	10.05.2011 03:00:00	115.184	\$ 7176.78
561	Sell	09.05.2011 23:45:00	115.251	0.49	10.05.2011 03:00:00	115.196	\$ 2020.95
560	Sell	09.05.2011 23:40:00	115.245	0.49	10.05.2011 03:00:00	115.187	\$ 2167.98
569	Sell	12.05.2011 00:25:00	115.133	0.49	12.05.2011 02:25:00	115.035	\$ 4237.83
568	Sell	12.05.2011 00:20:00	115.109	0.49	12.05.2011 02:25:00	115.041	\$ 2767.96
567	Sell	11.05.2011 23:00:00	115.075	0.5	12.05.2011 02:25:00	115.042	\$ 740.12
566	Sell	11.05.2011 22:55:00	115.052	0.5	12.05.2011 02:25:00	115.052	\$ -909.81
573	Buy	16.05.2011 22:50:00	114.475	0.49	17.05.2011 03:05:00	114.477	\$ -684.92
572	Buy	16.05.2011 22:25:00	114.531	0.5	17.05.2011 03:05:00	114.486	\$ -3049.18
571	Buy	16.05.2011 21:45:00	114.59	0.5	17.05.2011 03:05:00	114.488	\$ -5899.4
570	Buy	16.05.2011 21:30:00	114.594	0.51	17.05.2011 03:05:00	114.472	\$ -7037.41
575	Sell	18.05.2011 22:35:00	116.313	0.49	19.05.2011 04:25:00	116.45	\$ -7610.8
574	Sell	18.05.2011 22:30:00	116.299	0.49	19.05.2011 04:25:00	116.452	\$ -8394.71
577	Buy	19.05.2011 21:45:00	116.611	0.48	19.05.2011 22:12:00	116.676	\$ 2560.23
578	Buy	19.05.2011 22:40:00	116.634	0.48	19.05.2011 23:55:00	116.803	\$ 7552.14
576	Buy	19.05.2011 21:30:00	116.69	0.49	19.05.2011 23:55:00	116.792	\$ 4426.23
582	Sell	23.05.2011 23:10:00	115.254	0.48	24.05.2011 01:13:00	115.195	\$ 2171.75
581	Sell	23.05.2011 21:40:00	115.201	0.49	24.05.2011 02:10:00	114.91	\$ 13585.28
580	Sell	23.05.2011 21:35:00	115.083	0.5	24.05.2011 02:10:00	114.913	\$ 7813.04
579	Sell	23.05.2011 21:25:00	115.067	0.5	24.05.2011 02:10:00	114.903	\$ 7513.15
584	Buy	24.05.2011 23:10:00	115.482	0.5	24.05.2011 23:49:00	115.5	\$ 322.55
585	Buy	25.05.2011 00:05:00	115.494	0.5	25.05.2011 01:00:00	115.659	\$ 7672.55
583	Buy	24.05.2011 23:05:00	115.533	0.51	25.05.2011 01:00:00	115.649	\$ 5095.78
586	Sell	26.05.2011 21:35:00	114.986	0.51	26.05.2011 21:52:00	114.956	\$ 943.6
589	Sell	27.05.2011 00:45:00	115.037	0.5	27.05.2011 01:30:00	114.823	\$ 10124.82
588	Sell	27.05.2011 00:20:00	115.014	0.51	27.05.2011 01:30:00	114.822	\$ 9205.41
587	Sell	26.05.2011 23:00:00	114.994	0.51	27.05.2011 01:30:00	114.807	\$ 8836.83
592	Sell	02.06.2011 02:10:00	116.123	0.51	02.06.2011 06:00:00	116.359	\$ -12628.23
591	Sell	02.06.2011 02:05:00	116.055	0.51	02.06.2011 06:00:00	116.344	\$ -15330.86
590	Sell	02.06.2011 02:00:00	116.024	0.52	02.06.2011 06:00:00	116.349	\$ -17503.38
593	Buy	07.06.2011 23:00:00	117.452	0.5	08.06.2011 00:45:00	117.71	\$ 12086.2
597	Sell	09.06.2011 01:40:00	116.664	0.49	09.06.2011 02:50:00	116.533	\$ 5847.37
596	Sell	09.06.2011 01:30:00	116.638	0.5	09.06.2011 02:50:00	116.525	\$ 5066.83
595	Sell	09.06.2011 00:35:00	116.582	0.5	09.06.2011 02:50:00	116.519	\$ 2567.11
594	Sell	09.06.2011 00:30:00	116.528	0.51	09.06.2011 02:50:00	116.537	\$ -1053.32
599	Sell	10.06.2011 01:00:00	116.64	0.5	10.06.2011 02:23:00	116.609	\$ 966.8
600	Sell	10.06.2011 01:05:00	116.664	0.5	10.06.2011 02:23:00	116.598	\$ 2716.67
601	Sell	10.06.2011 01:10:00	116.742	0.49	10.06.2011 02:23:00	116.597	\$ 6532.95
598	Sell	10.06.2011 00:00:00	116.571	0.51	10.06.2011 04:05:00	116.498	\$ 3128.45
602	Sell	13.06.2011 02:30:00	115.226	0.52	13.06.2011 06:15:00	115.407	\$ -10011.22
603	Buy	14.06.2011 02:30:00	115.478	0.51	14.06.2011 03:04:00	115.495	\$ 278.04
607	Buy	14.06.2011 22:30:00	116.33	0.5	15.06.2011 01:20:00	116.381	\$ 1741.85
606	Buy	14.06.2011 22:15:00	116.353	0.5	15.06.2011 01:20:00	116.381	\$ 591.72
605	Buy	14.06.2011 22:10:00	116.376	0.51	15.06.2011 01:20:00	116.37	\$ -1130.52
604	Buy	14.06.2011 22:00:00	116.427	0.51	15.06.2011 01:20:00	116.386	\$ -2915.79
608	Sell	15.06.2011 23:00:00	114.845	0.52	16.06.2011 00:16:00	114.831	\$ -217.09
612	Sell	16.06.2011 23:55:00	114.61	0.5	17.06.2011 00:16:00	114.586	\$ 515.4
611	Sell	16.06.2011 23:50:00	114.596	0.51	17.06.2011 01:55:00	114.405	\$ 9042.81
610	Sell	16.06.2011 23:40:00	114.584	0.51	17.06.2011 01:55:00	114.406	\$ 8379.84
609	Sell	16.06.2011 23:05:00	114.459	0.52	17.06.2011 01:55:00	114.391	\$ 2824.86
613	Buy	22.06.2011 02:00:00	115.352	0.52	22.06.2011 03:33:00	115.377	\$ 700.22
614	Buy	22.06.2011 02:10:00	115.282	0.52	22.06.2011 03:33:00	115.383	\$ 4652.5
615	Sell	22.06.2011 21:25:00	115.672	0.52	22.06.2011 22:40:00	115.316	\$ 17910.49
619	Buy	23.06.2011 01:05:00	115.082	0.51	23.06.2011 02:50:00	115.164	\$ 3595.05
618	Buy	23.06.2011 01:00:00	115.156	0.52	23.06.2011 02:50:00	115.184	\$ 857.18
617	Buy	22.06.2011 23:05:00	115.217	0.52	23.06.2011 02:50:00	115.165	\$ -4009.83

616	Buy	22.06.2011 23:00:00	115.297	0.53	23.06.2011 02:50:00	115.17	\$ -8062.28
623	Sell	23.06.2011 22:45:00	114.711	0.51	24.06.2011 01:00:00	114.701	\$ -188.76
622	Sell	23.06.2011 22:20:00	114.693	0.52	24.06.2011 01:00:00	114.694	\$ -764.34
621	Sell	23.06.2011 22:10:00	114.653	0.52	24.06.2011 01:00:00	114.709	\$ -3624.17
620	Sell	23.06.2011 22:00:00	114.565	0.53	24.06.2011 01:00:00	114.707	\$ -8251.37
624	Sell	24.06.2011 01:40:00	114.866	0.52	24.06.2011 03:06:00	114.843	\$ 598.68
625	Buy	27.06.2011 22:10:00	115.365	0.52	27.06.2011 22:45:00	115.537	\$ 8344.15
629	Buy	29.06.2011 02:25:00	116.38	0.51	29.06.2011 07:15:00	116.317	\$ -3806.52
628	Buy	29.06.2011 02:05:00	116.393	0.51	29.06.2011 07:15:00	116.318	\$ -4418.59
627	Buy	29.06.2011 01:50:00	116.41	0.52	29.06.2011 07:15:00	116.319	\$ -5337.34
626	Buy	29.06.2011 01:00:00	116.442	0.52	29.06.2011 07:15:00	116.318	\$ -7053.48
631	Buy	30.06.2011 22:05:00	116.758	0.51	30.06.2011 22:46:00	116.822	\$ 2668.54
632	Buy	30.06.2011 23:00:00	116.731	0.51	01.07.2011 02:00:00	116.858	\$ 5650.62
630	Buy	30.06.2011 22:00:00	116.841	0.51	01.07.2011 02:00:00	116.846	\$ -571.9
634	Buy	05.07.2011 21:35:00	116.782	0.51	05.07.2011 23:01:00	116.855	\$ 3127.45
635	Buy	05.07.2011 22:05:00	116.707	0.5	05.07.2011 23:01:00	116.855	\$ 6816.46
633	Buy	05.07.2011 21:30:00	116.879	0.51	06.07.2011 01:05:00	116.963	\$ 3456.9
639	Sell	07.07.2011 01:15:00	115.91	0.51	07.07.2011 03:10:00	115.863	\$ 1805.81
638	Sell	06.07.2011 23:40:00	115.851	0.51	07.07.2011 03:10:00	115.862	\$ -1493.07
637	Sell	06.07.2011 23:05:00	115.841	0.52	07.07.2011 03:10:00	115.861	\$ -1990.23
636	Sell	06.07.2011 23:00:00	115.808	0.52	07.07.2011 03:10:00	115.858	\$ -3550.1
640	Sell	11.07.2011 23:05:00	112.627	0.54	12.07.2011 00:17:00	112.597	\$ 891.38
644	Sell	12.07.2011 01:10:00	112.829	0.52	12.07.2011 02:50:00	112.795	\$ 1181.26
643	Sell	12.07.2011 00:50:00	112.791	0.52	12.07.2011 03:15:00	112.614	\$ 8617.52
642	Sell	12.07.2011 00:45:00	112.707	0.53	12.07.2011 03:15:00	112.603	\$ 4914.62
641	Sell	12.07.2011 00:40:00	112.688	0.54	12.07.2011 03:15:00	112.6	\$ 4143.45
648	Sell	13.07.2011 02:30:00	110.935	0.53	13.07.2011 04:35:00	111.08	\$ -8272.97
647	Sell	13.07.2011 02:15:00	110.918	0.54	13.07.2011 04:35:00	111.065	\$ -8536.93
646	Sell	13.07.2011 02:05:00	110.877	0.55	13.07.2011 04:35:00	111.068	\$ -11114.81
645	Sell	13.07.2011 02:00:00	110.795	0.55	13.07.2011 04:35:00	111.072	\$ -15844.41
649	Buy	14.07.2011 21:40:00	111.797	0.53	14.07.2011 22:51:00	111.827	\$ 997.43
650	Buy	14.07.2011 21:55:00	111.776	0.53	14.07.2011 22:51:00	111.837	\$ 2640.63
652	Sell	15.07.2011 01:55:00	112.124	0.53	15.07.2011 02:36:00	112.097	\$ 836.75
651	Sell	15.07.2011 01:30:00	112.088	0.53	15.07.2011 03:00:00	111.878	\$ 10535.91
653	Sell	18.07.2011 00:00:00	111.612	0.54	18.07.2011 00:05:00	111.601	\$ -8.7
656	Sell	18.07.2011 22:55:00	111.618	0.53	19.07.2011 00:45:00	111.463	\$ 7505.18
655	Sell	18.07.2011 22:50:00	111.549	0.53	19.07.2011 00:45:00	111.468	\$ 3583.63
654	Sell	18.07.2011 22:40:00	111.509	0.54	19.07.2011 00:45:00	111.46	\$ 1923.41
657	Sell	20.07.2011 22:00:00	112.075	0.54	20.07.2011 23:25:00	111.952	\$ 6036.82
661	Sell	21.07.2011 01:45:00	112.458	0.52	21.07.2011 03:35:00	112.29	\$ 8151.23
660	Sell	21.07.2011 01:40:00	112.41	0.53	21.07.2011 03:35:00	112.298	\$ 5340.17
659	Sell	21.07.2011 01:35:00	112.302	0.54	21.07.2011 03:35:00	112.289	\$ 95.57
658	Sell	21.07.2011 01:30:00	112.241	0.54	21.07.2011 03:35:00	112.294	\$ -3468.17
662	Buy	21.07.2011 23:00:00	112.767	0.54	21.07.2011 23:55:00	113.02	\$ 13053.1
663	Sell	01.08.2011 00:30:00	111.313	0.55	01.08.2011 01:25:00	110.825	\$ 26227.79
664	Sell	01.08.2011 00:35:00	111.35	0.55	01.08.2011 01:25:00	110.814	\$ 28867.55
666	Sell	01.08.2011 21:50:00	110.071	0.57	01.08.2011 23:03:00	110.027	\$ 1880.56
668	Sell	02.08.2011 00:45:00	110.3	0.56	02.08.2011 01:31:00	110.24	\$ 2742.3
669	Sell	02.08.2011 00:50:00	110.372	0.55	02.08.2011 01:31:00	110.25	\$ 6102.89
671	Sell	02.08.2011 01:40:00	110.441	0.55	02.08.2011 03:20:00	110.177	\$ 13912.61
670	Sell	02.08.2011 01:35:00	110.391	0.56	02.08.2011 03:20:00	110.194	\$ 10413.81
667	Sell	02.08.2011 00:40:00	110.122	0.57	02.08.2011 03:20:00	110.178	\$ -3819.76
665	Sell	01.08.2011 21:45:00	110.042	0.58	02.08.2011 03:20:00	110.197	\$ -9757.64
672	Sell	03.08.2011 01:00:00	109.742	0.59	03.08.2011 01:58:00	109.57	\$ 9500.55
673	Buy	05.08.2011 00:00:00	111.149	0.58	05.08.2011 00:49:00	111.561	\$ 23251.38
674	Buy	08.08.2011 02:00:00	111.848	0.58	08.08.2011 02:29:00	112.109	\$ 14489.29
678	Sell	09.08.2011 23:00:00	110.339	0.57	10.08.2011 02:05:00	110.691	\$ -20820.04
677	Sell	09.08.2011 22:55:00	110.231	0.58	10.08.2011 02:05:00	110.691	\$ -27448.73
676	Sell	09.08.2011 22:50:00	110.068	0.59	10.08.2011 02:05:00	110.681	\$ -36948.03
675	Sell	09.08.2011 22:45:00	110.028	0.6	10.08.2011 02:05:00	110.693	\$ -40693.99

679	Sell	10.08.2011 21:25:00	109.231	0.56	10.08.2011 22:02:00	109.129	\$ 5100.24
680	Sell	10.08.2011 21:40:00	109.244	0.56	10.08.2011 22:02:00	109.126	\$ 5996.22
681	Sell	11.08.2011 21:30:00	109.375	0.57	11.08.2011 21:54:00	109.295	\$ 3936.49
682	Buy	15.08.2011 00:00:00	109.639	0.57	15.08.2011 00:05:00	109.64	\$ -567.93
686	Sell	18.08.2011 23:10:00	109.794	0.55	19.08.2011 00:35:00	109.635	\$ 8018.52
685	Sell	18.08.2011 23:00:00	109.74	0.55	19.08.2011 00:35:00	109.622	\$ 5763.75
684	Sell	18.08.2011 22:30:00	109.709	0.56	19.08.2011 00:35:00	109.625	\$ 3964.74
683	Sell	18.08.2011 21:30:00	109.668	0.56	19.08.2011 00:35:00	109.634	\$ 1165.0
687	Sell	19.08.2011 02:00:00	109.736	0.57	19.08.2011 02:38:00	109.711	\$ 799.5
688	Buy	22.08.2011 21:25:00	110.265	0.57	23.08.2011 02:05:00	110.356	\$ 4300.29
689	Buy	29.08.2011 23:00:00	111.457	0.56	30.08.2011 01:10:00	111.603	\$ 7298.19
693	Sell	30.08.2011 22:15:00	110.827	0.55	31.08.2011 02:00:00	110.695	\$ 6527.83
692	Sell	30.08.2011 22:10:00	110.8	0.56	31.08.2011 02:00:00	110.688	\$ 5526.59
691	Sell	30.08.2011 22:00:00	110.786	0.56	31.08.2011 02:00:00	110.694	\$ 4406.71
690	Sell	30.08.2011 21:30:00	110.77	0.57	31.08.2011 02:00:00	110.695	\$ 3516.52
697	Sell	01.09.2011 02:10:00	110.308	0.56	01.09.2011 07:00:00	110.508	\$ -11817.79
696	Sell	01.09.2011 01:55:00	110.3	0.57	01.09.2011 07:00:00	110.516	\$ -12940.77
695	Sell	01.09.2011 01:05:00	110.269	0.57	01.09.2011 07:00:00	110.498	\$ -13681.53
694	Sell	01.09.2011 01:00:00	110.237	0.58	01.09.2011 07:00:00	110.507	\$ -16299.44
699	Sell	01.09.2011 23:35:00	109.739	0.56	02.09.2011 01:20:00	109.616	\$ 6148.58
698	Sell	01.09.2011 23:30:00	109.709	0.56	02.09.2011 01:20:00	109.612	\$ 4692.69
701	Sell	07.09.2011 21:45:00	108.99	0.57	08.09.2011 00:00:00	108.893	\$ 4526.44
700	Sell	07.09.2011 21:40:00	108.953	0.57	08.09.2011 00:00:00	108.885	\$ 2873.58
702	Sell	09.09.2011 02:10:00	107.801	0.58	09.09.2011 07:10:00	107.827	\$ -2133.29
703	Sell	12.09.2011 02:05:00	105.486	0.59	12.09.2011 03:00:00	105.326	\$ 8817.59
704	Sell	12.09.2011 02:10:00	105.538	0.59	12.09.2011 03:00:00	105.326	\$ 11885.36
707	Sell	12.09.2011 23:25:00	105.695	0.59	13.09.2011 00:50:00	105.441	\$ 14230.83
706	Sell	12.09.2011 23:10:00	105.666	0.59	13.09.2011 00:50:00	105.442	\$ 12460.95
705	Sell	12.09.2011 23:00:00	105.603	0.6	13.09.2011 00:50:00	105.44	\$ 9012.59
708	Sell	13.09.2011 21:35:00	105.524	0.61	13.09.2011 21:50:00	105.379	\$ 8201.32
710	Sell	14.09.2011 22:40:00	105.553	0.61	14.09.2011 23:00:00	105.383	\$ 9726.14
709	Sell	14.09.2011 22:35:00	105.513	0.61	14.09.2011 23:00:00	105.385	\$ 7164.39
711	Buy	15.09.2011 23:35:00	106.363	0.61	16.09.2011 00:15:00	106.482	\$ 6333.87
712	Buy	16.09.2011 02:00:00	106.42	0.62	16.09.2011 05:45:00	106.421	\$ -597.74
715	Sell	19.09.2011 21:50:00	104.698	0.61	19.09.2011 22:11:00	104.625	\$ 3814.31
717	Sell	19.09.2011 22:25:00	104.76	0.6	20.09.2011 00:45:00	104.689	\$ 3497.62
716	Sell	19.09.2011 22:20:00	104.666	0.62	20.09.2011 00:45:00	104.699	\$ -2833.19
714	Sell	19.09.2011 21:40:00	104.636	0.62	20.09.2011 00:45:00	104.685	\$ -3824.99
713	Sell	19.09.2011 21:25:00	104.6	0.63	20.09.2011 00:45:00	104.696	\$ -6847.54
721	Buy	20.09.2011 22:45:00	104.385	0.61	20.09.2011 23:40:00	104.668	\$ 16626.21
720	Buy	20.09.2011 22:30:00	104.43	0.61	20.09.2011 23:40:00	104.669	\$ 13941.98
719	Buy	20.09.2011 22:25:00	104.446	0.62	20.09.2011 23:40:00	104.664	\$ 12868.42
718	Buy	20.09.2011 22:15:00	104.493	0.62	20.09.2011 23:40:00	104.662	\$ 9830.17
722	Sell	22.09.2011 21:30:00	103.148	0.65	22.09.2011 22:25:00	102.401	\$ 47884.54
725	Sell	23.09.2011 02:00:00	102.863	0.66	23.09.2011 05:10:00	103.007	\$ -10182.92
724	Sell	23.09.2011 01:45:00	102.843	0.66	23.09.2011 05:10:00	103.003	\$ -11238.79
723	Sell	23.09.2011 01:30:00	102.821	0.67	23.09.2011 05:10:00	103.002	\$ -12815.93
727	Buy	26.09.2011 00:05:00	103.376	0.65	26.09.2011 01:40:00	103.638	\$ 16358.06
726	Buy	26.09.2011 00:00:00	103.404	0.65	26.09.2011 01:40:00	103.64	\$ 14667.93
731	Sell	26.09.2011 23:05:00	103.338	0.64	26.09.2011 23:30:00	103.291	\$ 2346.63
732	Sell	26.09.2011 23:35:00	103.347	0.64	27.09.2011 01:35:00	103.199	\$ 8667.8
730	Sell	26.09.2011 23:00:00	103.308	0.65	27.09.2011 01:35:00	103.2	\$ 6203.47
729	Sell	26.09.2011 22:55:00	103.227	0.66	27.09.2011 01:35:00	103.21	\$ 293.54
728	Sell	26.09.2011 22:30:00	103.194	0.67	27.09.2011 01:35:00	103.21	\$ -1912.79
733	Buy	27.09.2011 22:30:00	104.337	0.66	27.09.2011 23:17:00	104.4	\$ 3469.4
734	Buy	27.09.2011 22:45:00	104.326	0.66	27.09.2011 23:17:00	104.389	\$ 3469.5
735	Buy	27.09.2011 22:50:00	104.3	0.65	27.09.2011 23:17:00	104.399	\$ 5757.04
738	Buy	28.09.2011 01:05:00	104.206	0.65	28.09.2011 02:54:00	104.255	\$ 2507.67
737	Buy	28.09.2011 00:55:00	104.261	0.66	28.09.2011 08:15:00	103.902	\$ -24382.16
736	Buy	28.09.2011 00:00:00	104.346	0.67	28.09.2011 08:15:00	103.896	\$ -30849.04

739	Buy	29.09.2011 01:00:00	103.51	0.66	29.09.2011 02:44:00	103.571	\$ 3342.78
741	Buy	29.09.2011 21:35:00	103.966	0.65	29.09.2011 22:35:00	104.169	\$ 12519.3
740	Buy	29.09.2011 21:25:00	103.987	0.65	29.09.2011 22:35:00	104.16	\$ 10569.16
742	Sell	04.10.2011 01:05:00	101.104	0.68	04.10.2011 01:46:00	101.045	\$ 3324.53
743	Sell	04.10.2011 01:10:00	101.135	0.67	04.10.2011 01:46:00	101.031	\$ 6290.38
744	Sell	04.10.2011 01:15:00	101.169	0.67	04.10.2011 01:46:00	101.046	\$ 7563.17
745	Sell	04.10.2011 01:25:00	101.194	0.66	04.10.2011 01:46:00	101.036	\$ 9760.1
747	Buy	05.10.2011 01:40:00	102.232	0.68	05.10.2011 03:00:00	102.294	\$ 3520.83
746	Buy	05.10.2011 01:30:00	102.289	0.68	05.10.2011 07:45:00	101.956	\$ -23339.56
748	Sell	06.10.2011 21:25:00	103.007	0.67	06.10.2011 22:00:00	102.812	\$ 12374.79
749	Buy	10.10.2011 00:00:00	102.794	0.68	10.10.2011 02:55:00	102.864	\$ 4060.97
751	Buy	10.10.2011 22:15:00	104.554	0.66	10.10.2011 23:59:00	104.592	\$ 1817.93
752	Buy	10.10.2011 22:25:00	104.51	0.65	10.10.2011 23:59:00	104.586	\$ 4260.7
755	Buy	11.10.2011 01:05:00	104.53	0.65	11.10.2011 03:40:00	104.642	\$ 6600.6
754	Buy	11.10.2011 01:00:00	104.539	0.66	11.10.2011 03:40:00	104.66	\$ 7296.02
753	Buy	11.10.2011 00:25:00	104.564	0.66	11.10.2011 03:40:00	104.641	\$ 4391.94
750	Buy	10.10.2011 21:40:00	104.627	0.66	11.10.2011 03:40:00	104.64	\$ -131.46
759	Buy	11.10.2011 23:50:00	104.553	0.65	12.10.2011 02:15:00	104.688	\$ 7801.01
758	Buy	11.10.2011 23:40:00	104.573	0.66	12.10.2011 02:15:00	104.689	\$ 6666.87
757	Buy	11.10.2011 23:35:00	104.595	0.67	12.10.2011 02:15:00	104.675	\$ 4355.72
756	Buy	11.10.2011 23:30:00	104.627	0.67	12.10.2011 02:15:00	104.676	\$ 2278.44
763	Buy	12.10.2011 23:15:00	106.547	0.65	13.10.2011 06:55:00	106.283	\$ -18735.83
762	Buy	12.10.2011 22:05:00	106.585	0.65	13.10.2011 06:55:00	106.296	\$ -20361.11
761	Buy	12.10.2011 22:00:00	106.62	0.66	13.10.2011 06:55:00	106.292	\$ -23248.61
760	Buy	12.10.2011 21:55:00	106.732	0.67	13.10.2011 06:55:00	106.289	\$ -31306.67
766	Sell	13.10.2011 22:10:00	106.049	0.63	13.10.2011 22:45:00	106.022	\$ 1032.83
767	Sell	13.10.2011 22:20:00	106.069	0.62	13.10.2011 22:45:00	106.029	\$ 1822.39
765	Sell	13.10.2011 22:05:00	105.993	0.63	14.10.2011 00:20:00	105.85	\$ 8200.7
764	Sell	13.10.2011 21:50:00	105.96	0.64	14.10.2011 00:20:00	105.865	\$ 5259.17
768	Buy	17.10.2011 00:05:00	106.856	0.64	17.10.2011 02:23:00	107.124	\$ 16468.17
770	Sell	18.10.2011 01:35:00	105.616	0.65	18.10.2011 05:20:00	105.674	\$ -4456.54
769	Sell	18.10.2011 01:10:00	105.587	0.65	18.10.2011 05:20:00	105.659	\$ -5366.37
771	Buy	19.10.2011 21:30:00	105.391	0.65	19.10.2011 21:55:00	105.536	\$ 8739.97
772	Buy	19.10.2011 22:15:00	105.422	0.65	19.10.2011 22:40:00	105.56	\$ 8284.8
774	Sell	20.10.2011 21:40:00	105.883	0.64	21.10.2011 00:05:00	105.782	\$ 5643.58
773	Sell	20.10.2011 21:35:00	105.69	0.66	21.10.2011 00:05:00	105.769	\$ -6058.77
775	Sell	24.10.2011 00:00:00	105.477	0.66	24.10.2011 04:40:00	105.683	\$ -14292.22
776	Sell	26.10.2011 00:00:00	105.821	0.65	26.10.2011 07:10:00	105.748	\$ 4057.15
780	Sell	26.10.2011 22:05:00	105.931	0.63	27.10.2011 00:50:00	105.834	\$ 5022.2
779	Sell	26.10.2011 21:40:00	105.89	0.63	27.10.2011 00:50:00	105.827	\$ 2880.37
778	Sell	26.10.2011 21:35:00	105.789	0.64	27.10.2011 00:50:00	105.835	\$ -4049.25
777	Sell	26.10.2011 21:30:00	105.693	0.65	27.10.2011 00:50:00	105.821	\$ -9441.81
784	Buy	28.10.2011 01:10:00	107.675	0.62	28.10.2011 02:40:00	107.74	\$ 3362.45
783	Buy	27.10.2011 22:50:00	107.694	0.63	28.10.2011 02:40:00	107.748	\$ 2438.16
782	Buy	27.10.2011 22:45:00	107.719	0.63	28.10.2011 02:40:00	107.746	\$ 737.01
781	Buy	27.10.2011 22:30:00	107.774	0.64	28.10.2011 02:40:00	107.733	\$ -3603.6
786	Buy	31.10.2011 22:35:00	108.194	0.63	01.11.2011 00:31:00	108.233	\$ 1490.06
787	Buy	31.10.2011 23:00:00	108.173	0.62	01.11.2011 00:31:00	108.24	\$ 3202.53
785	Buy	31.10.2011 22:30:00	108.23	0.64	01.11.2011 01:00:00	108.265	\$ 1257.46
788	Sell	01.11.2011 02:30:00	108.606	0.64	01.11.2011 04:05:00	108.391	\$ 13064.86
789	Buy	02.11.2011 23:00:00	107.215	0.65	03.11.2011 01:33:00	107.262	\$ 1474.71
790	Buy	02.11.2011 23:05:00	107.168	0.64	03.11.2011 01:33:00	107.256	\$ 4076.36
791	Buy	03.11.2011 02:30:00	107.004	0.65	03.11.2011 06:40:00	106.87	\$ -9405.54
792	Sell	07.11.2011 00:00:00	108.107	0.64	07.11.2011 00:36:00	108.032	\$ 4108.15
794	Sell	07.11.2011 00:45:00	108.053	0.64	07.11.2011 01:35:00	107.73	\$ 19980.49
793	Sell	07.11.2011 00:40:00	108.011	0.64	07.11.2011 01:35:00	107.73	\$ 17292.7
796	Sell	07.11.2011 22:10:00	107.579	0.65	07.11.2011 22:39:00	107.567	\$ 80.78
795	Sell	07.11.2011 22:00:00	107.54	0.66	08.11.2011 01:40:00	107.365	\$ 10693.04
798	Sell	08.11.2011 21:55:00	107.558	0.66	08.11.2011 22:54:00	107.539	\$ 544.16
797	Sell	08.11.2011 21:30:00	107.525	0.66	09.11.2011 01:55:00	107.453	\$ 3895.17

799	Buy	10.11.2011 22:00:00	105.434	0.68	11.11.2011 01:15:00	105.691	\$ 16450.97
801	Sell	14.11.2011 22:45:00	105.188	0.68	15.11.2011 00:05:00	105.028	\$ 10013.1
800	Sell	14.11.2011 22:30:00	105.15	0.68	15.11.2011 00:05:00	105.028	\$ 7429.35
805	Buy	16.11.2011 22:35:00	103.812	0.67	17.11.2011 04:30:00	103.719	\$ -7837.08
804	Buy	16.11.2011 22:30:00	103.878	0.68	17.11.2011 04:30:00	103.733	\$ -11490.53
803	Buy	16.11.2011 22:20:00	103.936	0.69	17.11.2011 04:30:00	103.729	\$ -15937.81
802	Buy	16.11.2011 22:00:00	103.975	0.7	17.11.2011 04:30:00	103.731	\$ -18759.07
806	Buy	17.11.2011 22:00:00	103.597	0.68	18.11.2011 00:40:00	103.666	\$ 3679.51
809	Sell	28.11.2011 01:10:00	103.318	0.67	28.11.2011 03:04:00	103.275	\$ 2188.79
810	Sell	28.11.2011 01:20:00	103.361	0.66	28.11.2011 03:04:00	103.271	\$ 5257.76
808	Sell	28.11.2011 01:05:00	103.188	0.68	28.11.2011 05:25:00	103.188	\$ -701.7
807	Sell	28.11.2011 00:30:00	103.149	0.69	28.11.2011 05:25:00	103.196	\$ -3954.77
814	Buy	28.11.2011 22:50:00	103.699	0.66	28.11.2011 23:30:00	103.845	\$ 8951.61
813	Buy	28.11.2011 22:00:00	103.738	0.67	28.11.2011 23:30:00	103.842	\$ 6272.9
812	Buy	28.11.2011 21:55:00	103.765	0.68	28.11.2011 23:30:00	103.831	\$ 3782.47
811	Buy	28.11.2011 21:50:00	103.815	0.68	28.11.2011 23:30:00	103.835	\$ 654.09
815	Buy	30.11.2011 21:25:00	103.968	0.69	30.11.2011 21:48:00	104.049	\$ 4871.61
816	Sell	05.12.2011 01:30:00	104.759	0.68	05.12.2011 03:05:00	104.633	\$ 7855.62
820	Buy	05.12.2011 22:10:00	104.125	0.67	05.12.2011 23:55:00	104.276	\$ 9419.41
819	Buy	05.12.2011 22:00:00	104.215	0.68	05.12.2011 23:55:00	104.268	\$ 2895.39
818	Buy	05.12.2011 21:30:00	104.231	0.68	05.12.2011 23:55:00	104.283	\$ 2827.19
817	Buy	05.12.2011 21:25:00	104.268	0.69	05.12.2011 23:55:00	104.271	\$ -512.46
824	Sell	08.12.2011 22:35:00	103.793	0.67	08.12.2011 23:01:00	103.704	\$ 5267.57
823	Sell	08.12.2011 22:30:00	103.71	0.69	09.12.2011 00:00:00	103.578	\$ 8238.5
822	Sell	08.12.2011 21:50:00	103.676	0.69	09.12.2011 00:00:00	103.57	\$ 6444.74
821	Sell	08.12.2011 21:25:00	103.647	0.7	09.12.2011 00:00:00	103.573	\$ 4298.29
825	Sell	29.12.2011 00:30:00	100.902	0.73	29.12.2011 01:25:00	100.791	\$ 7366.42
826	Sell	02.01.2012 01:00:00	99.805	0.74	02.01.2012 04:55:00	99.566	\$ 16947.47
827	Sell	03.01.2012 02:30:00	99.618	0.74	03.01.2012 06:00:00	99.716	\$ -7989.17
828	Sell	04.01.2012 21:25:00	99.347	0.74	04.01.2012 22:05:00	99.262	\$ 5554.8
829	Sell	05.01.2012 23:00:00	98.812	0.75	06.01.2012 01:22:00	98.695	\$ 7866.63
831	Sell	12.01.2012 02:00:00	97.792	0.75	12.01.2012 03:05:00	97.724	\$ 4366.54
830	Sell	11.01.2012 22:30:00	97.687	0.76	12.01.2012 03:05:00	97.719	\$ -3682.91
832	Buy	13.01.2012 00:00:00	98.356	0.76	13.01.2012 06:45:00	98.474	\$ 8220.46
833	Sell	17.01.2012 02:30:00	97.42	0.77	17.01.2012 07:00:00	97.647	\$ -18229.09
834	Buy	17.01.2012 22:00:00	97.738	0.76	17.01.2012 23:25:00	97.872	\$ 9441.27
835	Buy	18.01.2012 22:00:00	98.566	0.75	18.01.2012 22:55:00	98.735	\$ 11935.76
838	Buy	20.01.2012 02:10:00	99.894	0.74	20.01.2012 03:10:00	100.012	\$ 7992.84
837	Buy	20.01.2012 02:05:00	99.902	0.74	20.01.2012 03:10:00	100.02	\$ 7992.8
836	Buy	20.01.2012 01:45:00	99.912	0.75	20.01.2012 03:10:00	100.017	\$ 7125.66
839	Buy	25.01.2012 01:00:00	101.178	0.75	25.01.2012 02:15:00	101.33	\$ 10641.17
840	Buy	26.01.2012 21:25:00	101.445	0.75	27.01.2012 01:10:00	101.538	\$ 5874.46
844	Sell	30.01.2012 23:40:00	100.264	0.74	31.01.2012 02:05:00	100.288	\$ -2682.97
843	Sell	30.01.2012 23:00:00	100.22	0.75	31.01.2012 02:05:00	100.28	\$ -5418.99
842	Sell	30.01.2012 22:50:00	100.204	0.75	31.01.2012 02:05:00	100.295	\$ -7743.77
841	Sell	30.01.2012 22:30:00	100.158	0.76	31.01.2012 02:05:00	100.288	\$ -10810.77
846	Sell	01.02.2012 01:00:00	99.871	0.75	01.02.2012 02:05:00	99.704	\$ 11775.97
845	Sell	01.02.2012 00:00:00	99.781	0.75	01.02.2012 02:05:00	99.715	\$ 4201.63
850	Buy	01.02.2012 22:55:00	100.252	0.73	02.02.2012 01:45:00	100.346	\$ 5138.16
849	Buy	01.02.2012 22:40:00	100.276	0.74	02.02.2012 01:45:00	100.351	\$ 3802.33
848	Buy	01.02.2012 21:50:00	100.294	0.75	02.02.2012 01:45:00	100.333	\$ 1153.53
847	Buy	01.02.2012 21:25:00	100.353	0.76	02.02.2012 01:45:00	100.345	\$ -2403.47
853	Buy	06.02.2012 02:30:00	100.285	0.74	06.02.2012 06:25:00	100.478	\$ 13539.89
852	Buy	06.02.2012 01:35:00	100.404	0.75	06.02.2012 06:25:00	100.494	\$ 5996.92
851	Buy	06.02.2012 00:30:00	100.469	0.76	06.02.2012 06:25:00	100.478	\$ -79.5
854	Buy	07.02.2012 22:00:00	101.681	0.75	07.02.2012 23:10:00	101.84	\$ 11162.38
857	Buy	08.02.2012 02:05:00	101.691	0.74	08.02.2012 02:35:00	101.885	\$ 13603.56
856	Buy	08.02.2012 01:55:00	101.711	0.75	08.02.2012 02:35:00	101.884	\$ 12212.14
855	Buy	08.02.2012 01:40:00	101.755	0.76	08.02.2012 02:35:00	101.894	\$ 9790.65
858	Buy	10.02.2012 01:30:00	103.056	0.76	10.02.2012 03:02:00	103.127	\$ 4612.86

862	Sell	13.02.2012 00:25:00	102.713	0.73	13.02.2012 09:05:00	102.792	\$ -6516.77
861	Sell	13.02.2012 00:15:00	102.549	0.75	13.02.2012 09:05:00	102.798	\$ -19444.19
860	Sell	13.02.2012 00:10:00	102.527	0.76	13.02.2012 09:05:00	102.797	\$ -21299.21
859	Sell	13.02.2012 00:05:00	102.482	0.77	13.02.2012 09:05:00	102.787	\$ -24274.1
864	Buy	14.02.2012 21:35:00	102.669	0.73	14.02.2012 23:05:00	102.974	\$ 21515.57
863	Buy	14.02.2012 21:30:00	102.751	0.74	14.02.2012 23:05:00	102.985	\$ 16555.69
865	Sell	15.02.2012 21:30:00	102.596	0.75	15.02.2012 22:47:00	102.49	\$ 7180.45
866	Sell	16.02.2012 02:00:00	102.488	0.76	16.02.2012 02:45:00	102.29	\$ 14269.14
870	Buy	17.02.2012 01:50:00	103.449	0.73	17.02.2012 03:00:00	103.705	\$ 17932.84
869	Buy	17.02.2012 01:35:00	103.462	0.74	17.02.2012 03:00:00	103.71	\$ 17586.34
868	Buy	17.02.2012 01:30:00	103.523	0.75	17.02.2012 03:00:00	103.704	\$ 12798.66
867	Buy	17.02.2012 00:30:00	103.549	0.75	17.02.2012 03:00:00	103.698	\$ 10398.39
873	Buy	21.02.2012 01:50:00	105.102	0.75	21.02.2012 02:50:00	105.39	\$ 20811.8
872	Buy	21.02.2012 01:45:00	105.121	0.76	21.02.2012 02:50:00	105.391	\$ 19721.07
871	Buy	21.02.2012 01:30:00	105.141	0.76	21.02.2012 02:50:00	105.398	\$ 18733.0
875	Buy	21.02.2012 22:35:00	105.451	0.77	22.02.2012 00:01:00	105.471	\$ 379.19
874	Buy	21.02.2012 22:30:00	105.484	0.78	22.02.2012 01:30:00	105.582	\$ 6467.91
876	Sell	22.02.2012 02:00:00	105.787	0.78	22.02.2012 03:35:00	105.483	\$ 22886.81
877	Buy	22.02.2012 22:00:00	106.236	0.78	22.02.2012 23:55:00	106.408	\$ 12587.3
878	Buy	27.02.2012 02:30:00	109.223	0.77	27.02.2012 03:04:00	109.359	\$ 9631.05
880	Sell	27.02.2012 22:05:00	107.967	0.77	27.02.2012 22:41:00	107.919	\$ 2864.62
883	Sell	27.02.2012 23:50:00	107.989	0.76	28.02.2012 00:45:00	107.853	\$ 9345.73
882	Sell	27.02.2012 23:20:00	107.974	0.76	28.02.2012 00:45:00	107.857	\$ 7901.94
881	Sell	27.02.2012 22:45:00	107.951	0.77	28.02.2012 00:45:00	107.857	\$ 6235.07
879	Sell	27.02.2012 22:00:00	107.803	0.78	28.02.2012 00:45:00	107.861	\$ -5538.83
884	Sell	01.03.2012 01:30:00	108.447	0.78	01.03.2012 02:38:00	108.313	\$ 9606.07
885	Sell	02.03.2012 02:30:00	108.247	0.79	02.03.2012 08:15:00	108.28	\$ -3462.2
889	Sell	06.03.2012 23:55:00	106.095	0.78	07.03.2012 01:00:00	105.895	\$ 14598.56
888	Sell	06.03.2012 23:40:00	106.072	0.79	07.03.2012 01:00:00	105.903	\$ 12336.83
887	Sell	06.03.2012 23:35:00	106.052	0.79	07.03.2012 01:00:00	105.904	\$ 10677.95
886	Sell	06.03.2012 22:50:00	106.032	0.8	07.03.2012 01:00:00	105.892	\$ 10173.38
890	Buy	09.03.2012 00:40:00	108.226	0.8	09.03.2012 01:55:00	108.309	\$ 5774.27
891	Buy	14.03.2012 21:25:00	108.876	0.8	14.03.2012 22:25:00	109.097	\$ 16808.96
893	Sell	16.03.2012 00:00:00	109.299	0.79	16.03.2012 00:26:00	109.276	\$ 953.47
892	Sell	15.03.2012 21:25:00	109.194	0.8	16.03.2012 02:50:00	109.264	\$ -6651.9
894	Buy	19.03.2012 23:00:00	110.298	0.79	20.03.2012 03:25:00	110.4	\$ 6828.84
895	Buy	21.03.2012 21:30:00	110.172	0.79	22.03.2012 01:20:00	110.243	\$ 3665.09
896	Sell	22.03.2012 01:30:00	110.276	0.79	22.03.2012 02:55:00	109.949	\$ 24961.84
900	Sell	22.03.2012 22:40:00	108.881	0.79	23.03.2012 02:35:00	108.915	\$ -3722.31
899	Sell	22.03.2012 22:00:00	108.856	0.8	23.03.2012 02:35:00	108.905	\$ -4969.35
898	Sell	22.03.2012 21:45:00	108.85	0.81	23.03.2012 02:35:00	108.92	\$ -6732.31
897	Sell	22.03.2012 21:40:00	108.823	0.81	23.03.2012 02:35:00	108.915	\$ -8514.19
902	Sell	26.03.2012 01:35:00	109.659	0.79	26.03.2012 02:27:00	109.62	\$ 2214.73
903	Sell	26.03.2012 01:40:00	109.688	0.78	26.03.2012 02:27:00	109.612	\$ 5072.44
901	Sell	26.03.2012 01:30:00	109.589	0.8	26.03.2012 06:15:00	109.649	\$ -5676.7
907	Sell	29.03.2012 00:00:00	110.371	0.77	29.03.2012 03:35:00	110.337	\$ 1768.07
906	Sell	28.03.2012 22:45:00	110.365	0.78	29.03.2012 03:35:00	110.334	\$ 1035.36
905	Sell	28.03.2012 22:40:00	110.308	0.79	29.03.2012 03:35:00	110.338	\$ -3770.04
904	Sell	28.03.2012 22:30:00	110.3	0.8	29.03.2012 03:35:00	110.335	\$ -4217.62
911	Sell	29.03.2012 22:20:00	109.597	0.77	30.03.2012 00:30:00	109.539	\$ 3450.43
910	Sell	29.03.2012 22:15:00	109.555	0.78	30.03.2012 00:30:00	109.524	\$ 1389.52
909	Sell	29.03.2012 22:10:00	109.475	0.79	30.03.2012 00:30:00	109.526	\$ -5070.08
908	Sell	29.03.2012 21:30:00	109.457	0.8	30.03.2012 00:30:00	109.526	\$ -6574.13
912	Sell	02.04.2012 22:05:00	109.576	0.8	02.04.2012 22:40:00	109.379	\$ 14883.31
916	Sell	03.04.2012 02:10:00	109.502	0.78	03.04.2012 02:55:00	109.199	\$ 22779.92
915	Sell	03.04.2012 02:05:00	109.454	0.79	03.04.2012 02:55:00	109.183	\$ 20544.26
914	Sell	03.04.2012 02:00:00	109.431	0.8	03.04.2012 02:55:00	109.183	\$ 18964.54
913	Sell	03.04.2012 01:30:00	109.416	0.8	03.04.2012 02:55:00	109.184	\$ 17684.67
917	Buy	04.04.2012 02:00:00	109.434	0.83	04.04.2012 03:01:00	109.508	\$ 5233.64
919	Sell	05.04.2012 22:40:00	107.676	0.84	06.04.2012 00:10:00	107.514	\$ 12516.09

918	Sell	05.04.2012 22:30:00	107.673	0.84	06.04.2012 00:10:00	107.528	\$ 11088.28
920	Buy	10.04.2012 00:00:00	106.791	0.86	10.04.2012 01:45:00	106.973	\$ 14733.64
921	Sell	11.04.2012 02:30:00	105.64	0.87	11.04.2012 03:05:00	105.565	\$ 5605.93
925	Buy	11.04.2012 22:00:00	105.994	0.85	12.04.2012 01:40:00	106.098	\$ 6783.98
924	Buy	11.04.2012 21:55:00	106.004	0.86	12.04.2012 01:40:00	106.11	\$ 7035.73
923	Buy	11.04.2012 21:35:00	106.016	0.86	12.04.2012 01:40:00	106.102	\$ 5315.63
922	Buy	11.04.2012 21:30:00	106.03	0.87	12.04.2012 01:40:00	106.11	\$ 4855.22
928	Sell	16.04.2012 21:40:00	105.757	0.87	16.04.2012 23:25:00	105.613	\$ 11607.96
927	Sell	16.04.2012 21:35:00	105.714	0.87	16.04.2012 23:25:00	105.607	\$ 8389.19
926	Sell	16.04.2012 21:25:00	105.679	0.88	16.04.2012 23:25:00	105.613	\$ 4877.93
929	Buy	23.04.2012 00:35:00	107.586	0.87	23.04.2012 02:26:00	107.7	\$ 8981.98
933	Sell	23.04.2012 23:05:00	106.796	0.86	24.04.2012 01:40:00	106.738	\$ 3877.82
932	Sell	23.04.2012 22:55:00	106.744	0.87	24.04.2012 01:40:00	106.73	\$ 95.32
931	Sell	23.04.2012 22:40:00	106.72	0.88	24.04.2012 01:40:00	106.747	\$ -3511.39
930	Sell	23.04.2012 21:35:00	106.688	0.88	24.04.2012 01:40:00	106.739	\$ -5623.03
936	Sell	26.04.2012 22:30:00	107.251	0.86	27.04.2012 00:00:00	107.061	\$ 15225.89
935	Sell	26.04.2012 22:20:00	107.227	0.87	27.04.2012 00:00:00	107.06	\$ 13402.03
934	Sell	26.04.2012 21:25:00	107.189	0.88	27.04.2012 00:00:00	107.055	\$ 10652.39
938	Buy	03.05.2012 23:13:00	105.423	0.9	04.05.2012 03:05:00	105.438	\$ -6.44
937	Buy	03.05.2012 23:03:00	105.437	0.91	04.05.2012 04:50:00	105.489	\$ 3360.26
942	Buy	11.05.2012 00:35:00	103.313	0.9	11.05.2012 03:30:00	103.356	\$ 2940.29
941	Buy	11.05.2012 00:25:00	103.332	0.91	11.05.2012 03:30:00	103.368	\$ 2335.68
940	Buy	11.05.2012 00:10:00	103.36	0.92	11.05.2012 03:30:00	103.363	\$ -674.92
939	Buy	11.05.2012 00:00:00	103.388	0.93	11.05.2012 03:30:00	103.364	\$ -3193.49
946	Buy	14.05.2012 01:15:00	102.991	0.9	14.05.2012 02:15:00	103.108	\$ 9603.09
945	Buy	14.05.2012 01:10:00	103.025	0.91	14.05.2012 02:15:00	103.114	\$ 7161.58
944	Buy	14.05.2012 00:50:00	103.028	0.92	14.05.2012 02:15:00	103.109	\$ 6504.22
943	Buy	14.05.2012 00:30:00	103.07	0.93	14.05.2012 02:15:00	103.102	\$ 2017.5
947	Buy	15.05.2012 22:30:00	102.088	0.95	16.05.2012 01:00:00	102.164	\$ 5819.78
948	Buy	16.05.2012 21:35:00	102.075	0.95	17.05.2012 00:35:00	102.148	\$ 4674.35
950	Sell	18.05.2012 02:10:00	100.775	0.95	18.05.2012 04:35:00	100.629	\$ 12912.7
949	Sell	18.05.2012 02:05:00	100.747	0.96	18.05.2012 04:35:00	100.627	\$ 10552.79
953	Buy	22.05.2012 22:45:00	101.265	0.93	22.05.2012 23:56:00	101.406	\$ 12171.29
954	Buy	22.05.2012 22:50:00	101.191	0.92	22.05.2012 23:56:00	101.39	\$ 17377.13
955	Buy	23.05.2012 00:30:00	101.368	0.95	23.05.2012 07:40:00	100.908	\$ -44662.88
952	Buy	22.05.2012 22:35:00	101.429	0.95	23.05.2012 07:40:00	100.914	\$ -50318.98
951	Buy	22.05.2012 22:30:00	101.673	0.96	23.05.2012 07:40:00	100.919	\$ -73794.88
959	Sell	23.05.2012 22:40:00	100.055	0.9	24.05.2012 02:30:00	99.97	\$ 6147.4
958	Sell	23.05.2012 22:35:00	99.999	0.91	24.05.2012 02:30:00	99.959	\$ 2121.25
957	Sell	23.05.2012 22:10:00	99.919	0.92	24.05.2012 02:30:00	99.956	\$ -4938.73
956	Sell	23.05.2012 22:00:00	99.879	0.93	24.05.2012 02:30:00	99.973	\$ -10293.16
960	Sell	28.05.2012 00:30:00	100.121	0.93	28.05.2012 01:36:00	100.086	\$ 2323.87
961	Sell	28.05.2012 01:00:00	100.157	0.92	28.05.2012 01:36:00	100.09	\$ 5242.62
963	Sell	29.05.2012 23:10:00	99.435	0.93	30.05.2012 00:03:00	99.417	\$ 541.87
962	Sell	29.05.2012 23:00:00	99.384	0.94	30.05.2012 00:35:00	99.287	\$ 7974.13
965	Sell	31.05.2012 01:20:00	97.876	0.94	31.05.2012 03:00:00	97.712	\$ 14495.88
964	Sell	31.05.2012 01:05:00	97.86	0.95	31.05.2012 03:00:00	97.724	\$ 11990.21
966	Sell	31.05.2012 22:30:00	96.993	0.97	01.06.2012 00:34:00	96.904	\$ 7475.88
967	Sell	31.05.2012 22:35:00	97.009	0.96	01.06.2012 00:34:00	96.904	\$ 8934.62
968	Buy	04.06.2012 02:30:00	96.959	0.98	04.06.2012 05:40:00	96.894	\$ -7320.28
970	Buy	07.06.2012 23:30:00	99.98	0.94	08.06.2012 00:45:00	100.092	\$ 9162.45
969	Buy	07.06.2012 23:00:00	99.999	0.95	08.06.2012 00:45:00	100.075	\$ 5839.65
971	Sell	11.06.2012 00:00:00	100.613	0.94	11.06.2012 00:12:00	100.58	\$ 2156.12
975	Sell	11.06.2012 00:35:00	100.667	0.92	11.06.2012 01:00:00	100.645	\$ 1097.85
976	Sell	11.06.2012 01:05:00	100.829	0.9	11.06.2012 01:26:00	100.726	\$ 8362.54
972	Sell	11.06.2012 00:15:00	100.536	0.95	11.06.2012 02:42:00	100.449	\$ 7309.84
973	Sell	11.06.2012 00:20:00	100.614	0.94	11.06.2012 02:42:00	100.44	\$ 15410.21
974	Sell	11.06.2012 00:30:00	100.631	0.93	11.06.2012 02:42:00	100.443	\$ 16548.07
977	Buy	13.06.2012 22:30:00	99.736	0.97	13.06.2012 23:38:00	99.761	\$ 1457.48
981	Sell	14.06.2012 23:40:00	100.268	0.94	15.06.2012 02:40:00	100.238	\$ 1667.8

980	Sell	14.06.2012 23:15:00	100.257	0.95	15.06.2012 02:40:00	100.248	\$ -309.31
979	Sell	14.06.2012 23:05:00	100.202	0.96	15.06.2012 02:40:00	100.232	\$ -4056.07
978	Sell	14.06.2012 23:00:00	100.13	0.97	15.06.2012 02:40:00	100.241	\$ -11954.65
985	Sell	18.06.2012 00:50:00	100.413	0.92	18.06.2012 06:55:00	100.442	\$ -3591.8
984	Sell	18.06.2012 00:45:00	100.238	0.94	18.06.2012 06:55:00	100.455	\$ -21340.36
983	Sell	18.06.2012 00:35:00	100.185	0.95	18.06.2012 06:55:00	100.438	\$ -24986.79
982	Sell	18.06.2012 00:30:00	100.127	0.96	18.06.2012 06:55:00	100.452	\$ -32161.29
986	Sell	18.06.2012 21:25:00	99.548	0.94	19.06.2012 04:35:00	99.409	\$ 11920.58
988	Buy	20.06.2012 00:05:00	100.11	0.93	20.06.2012 00:35:00	100.172	\$ 4834.9
987	Buy	19.06.2012 23:00:00	100.144	0.94	20.06.2012 00:35:00	100.18	\$ 2016.85
992	Buy	20.06.2012 21:50:00	100.782	0.91	20.06.2012 23:05:00	100.999	\$ 18829.88
991	Buy	20.06.2012 21:45:00	100.811	0.92	20.06.2012 23:05:00	100.993	\$ 15816.6
990	Buy	20.06.2012 21:40:00	100.85	0.93	20.06.2012 23:05:00	100.996	\$ 12640.06
989	Buy	20.06.2012 21:30:00	100.872	0.93	20.06.2012 23:05:00	100.994	\$ 10407.96
993	Buy	21.06.2012 01:30:00	100.872	0.95	21.06.2012 04:40:00	100.811	\$ -6753.21
994	Sell	25.06.2012 21:25:00	99.606	0.96	26.06.2012 00:45:00	99.543	\$ 4877.7
995	Sell	26.06.2012 21:30:00	99.367	0.97	26.06.2012 22:03:00	99.332	\$ 2431.16
996	Sell	26.06.2012 21:45:00	99.377	0.96	26.06.2012 22:03:00	99.333	\$ 3269.92
997	Sell	28.06.2012 23:00:00	98.874	0.97	29.06.2012 00:40:00	98.8	\$ 6002.52
998	Buy	02.07.2012 01:30:00	101.071	0.95	02.07.2012 02:39:00	101.126	\$ 4264.83
999	Sell	02.07.2012 23:00:00	100.093	0.97	03.07.2012 01:45:00	99.98	\$ 9773.78
1000	Sell	06.07.2012 02:30:00	99.044	0.98	06.07.2012 05:00:00	98.964	\$ 6869.37
1003	Buy	11.07.2012 22:00:00	97.338	0.98	11.07.2012 22:50:00	97.522	\$ 17078.05
1002	Buy	11.07.2012 21:45:00	97.37	0.99	11.07.2012 22:50:00	97.526	\$ 14480.13
1001	Buy	11.07.2012 21:35:00	97.39	1.0	11.07.2012 22:50:00	97.528	\$ 12826.16
1004	Sell	16.07.2012 21:25:00	96.813	1.02	16.07.2012 23:40:00	96.721	\$ 8396.45
1005	Sell	18.07.2012 23:00:00	96.768	1.02	19.07.2012 01:50:00	96.722	\$ 3022.47
1006	Sell	20.07.2012 02:30:00	96.678	1.03	20.07.2012 03:50:00	96.508	\$ 16514.27
1010	Buy	24.07.2012 00:40:00	94.934	1.02	24.07.2012 03:05:00	94.971	\$ 2805.78
1009	Buy	24.07.2012 00:35:00	94.94	1.03	24.07.2012 03:05:00	94.975	\$ 2627.13
1008	Buy	24.07.2012 00:30:00	94.966	1.04	24.07.2012 03:05:00	94.96	\$ -1611.63
1007	Buy	24.07.2012 00:00:00	94.979	1.05	24.07.2012 03:05:00	94.959	\$ -3097.22
1011	Buy	26.07.2012 02:30:00	94.823	1.05	26.07.2012 08:05:00	94.916	\$ 8769.41
1013	Buy	26.07.2012 23:50:00	96.034	1.03	27.07.2012 02:10:00	96.084	\$ 3694.33
1012	Buy	26.07.2012 22:00:00	96.063	1.04	27.07.2012 02:10:00	96.086	\$ 921.92
1014	Buy	30.07.2012 00:05:00	96.524	1.04	30.07.2012 02:10:00	96.643	\$ 11372.26
1017	Buy	01.08.2012 23:25:00	95.846	1.03	02.08.2012 01:20:00	95.93	\$ 6264.93
1016	Buy	01.08.2012 23:15:00	95.9	1.04	02.08.2012 01:20:00	95.945	\$ 2269.32
1015	Buy	01.08.2012 23:05:00	95.912	1.05	02.08.2012 01:20:00	95.932	\$ -334.01
1019	Sell	03.08.2012 00:50:00	95.335	1.05	03.08.2012 03:05:00	95.178	\$ 15483.96
1018	Sell	02.08.2012 22:05:00	95.311	1.06	03.08.2012 03:05:00	95.161	\$ 14653.38
1020	Buy	06.08.2012 00:00:00	97.444	1.05	06.08.2012 00:05:00	97.459	\$ 551.9
1024	Buy	07.08.2012 22:40:00	97.538	1.02	08.08.2012 02:00:00	97.476	\$ -7780.84
1023	Buy	07.08.2012 22:35:00	97.573	1.03	08.08.2012 02:00:00	97.469	\$ -12183.53
1022	Buy	07.08.2012 22:00:00	97.588	1.04	08.08.2012 02:00:00	97.467	\$ -14070.06
1021	Buy	07.08.2012 21:30:00	97.611	1.05	08.08.2012 02:00:00	97.471	\$ -16200.53
1025	Sell	16.08.2012 00:00:00	97.077	1.03	16.08.2012 09:10:00	97.31	\$ -24998.89
1029	Buy	21.08.2012 21:50:00	98.833	0.98	21.08.2012 23:40:00	98.832	\$ -1066.48
1028	Buy	21.08.2012 21:45:00	98.849	0.99	21.08.2012 23:40:00	98.825	\$ -3354.6
1027	Buy	21.08.2012 21:30:00	98.864	1.0	21.08.2012 23:40:00	98.838	\$ -3588.6
1026	Buy	21.08.2012 21:25:00	98.902	1.01	21.08.2012 23:40:00	98.833	\$ -7967.82
1032	Sell	30.08.2012 22:15:00	98.375	0.99	30.08.2012 23:40:00	98.331	\$ 3382.12
1031	Sell	30.08.2012 22:10:00	98.348	1.0	30.08.2012 23:40:00	98.333	\$ 516.44
1030	Sell	30.08.2012 22:00:00	98.339	1.0	30.08.2012 23:40:00	98.327	\$ 216.51
1035	Buy	07.09.2012 00:00:00	99.599	0.98	07.09.2012 01:55:00	99.679	\$ 6863.92
1034	Buy	06.09.2012 23:50:00	99.616	0.99	07.09.2012 01:55:00	99.681	\$ 5000.37
1033	Buy	06.09.2012 23:30:00	99.639	0.99	07.09.2012 01:55:00	99.695	\$ 4109.08
1036	Buy	10.09.2012 02:30:00	100.05	0.99	10.09.2012 04:45:00	100.094	\$ 3365.52
1037	Buy	10.09.2012 23:00:00	99.84	1.0	11.09.2012 01:25:00	99.877	\$ 2248.61
1038	Sell	13.09.2012 21:25:00	100.667	0.99	14.09.2012 07:25:00	101.163	\$ -50321.35

1040	Sell	14.09.2012 02:00:00	100.868	0.96	14.09.2012 08:35:00	101.068	\$ -20168.41
1039	Sell	13.09.2012 23:00:00	100.693	0.98	14.09.2012 08:35:00	101.065	\$ -37661.45
1044	Buy	17.09.2012 02:10:00	102.692	0.91	17.09.2012 04:15:00	102.78	\$ 7073.52
1043	Buy	17.09.2012 01:45:00	102.719	0.92	17.09.2012 04:15:00	102.778	\$ 4482.92
1042	Buy	17.09.2012 01:40:00	102.742	0.93	17.09.2012 04:15:00	102.796	\$ 4066.43
1041	Buy	17.09.2012 00:30:00	102.776	0.93	17.09.2012 04:15:00	102.79	\$ 346.22
1045	Buy	17.09.2012 22:20:00	103.077	0.94	18.09.2012 02:57:00	103.147	\$ 5185.22
1049	Sell	18.09.2012 22:15:00	102.829	0.91	19.09.2012 01:10:00	102.758	\$ 5322.31
1048	Sell	18.09.2012 21:50:00	102.807	0.92	19.09.2012 01:10:00	102.751	\$ 4000.92
1047	Sell	18.09.2012 21:45:00	102.791	0.93	19.09.2012 01:10:00	102.738	\$ 3765.67
1046	Sell	18.09.2012 21:30:00	102.719	0.94	19.09.2012 01:10:00	102.758	\$ -4841.11
1052	Sell	20.09.2012 22:25:00	101.559	0.94	21.09.2012 00:25:00	101.446	\$ 9457.72
1051	Sell	20.09.2012 22:15:00	101.518	0.95	21.09.2012 00:25:00	101.446	\$ 5663.64
1050	Sell	20.09.2012 21:30:00	101.507	0.96	21.09.2012 00:25:00	101.437	\$ 5531.38
1054	Sell	24.09.2012 22:00:00	100.693	0.96	25.09.2012 06:35:00	100.71	\$ -2812.7
1053	Sell	24.09.2012 21:30:00	100.662	0.97	25.09.2012 06:35:00	100.717	\$ -6527.8
1058	Buy	25.09.2012 22:20:00	100.393	0.94	26.09.2012 00:55:00	100.422	\$ 1356.53
1057	Buy	25.09.2012 22:10:00	100.414	0.95	26.09.2012 00:55:00	100.413	\$ -1479.22
1056	Buy	25.09.2012 22:05:00	100.508	0.96	26.09.2012 00:55:00	100.427	\$ -9175.64
1055	Buy	25.09.2012 22:00:00	100.54	0.97	26.09.2012 00:55:00	100.424	\$ -12666.6
1059	Buy	01.10.2012 02:30:00	99.903	0.97	01.10.2012 08:20:00	99.882	\$ -3005.94
1061	Buy	01.10.2012 22:25:00	100.455	0.95	02.10.2012 01:25:00	100.547	\$ 7355.3
1060	Buy	01.10.2012 21:50:00	100.519	0.96	02.10.2012 01:25:00	100.547	\$ 1288.14
1065	Sell	08.10.2012 22:15:00	101.634	0.93	08.10.2012 23:25:00	101.542	\$ 7610.86
1064	Sell	08.10.2012 22:05:00	101.583	0.94	08.10.2012 23:25:00	101.536	\$ 3463.04
1063	Sell	08.10.2012 21:50:00	101.569	0.95	08.10.2012 23:25:00	101.537	\$ 2075.04
1062	Sell	08.10.2012 21:25:00	101.558	0.95	08.10.2012 23:25:00	101.527	\$ 1980.26
1068	Sell	10.10.2012 00:00:00	100.834	0.95	10.10.2012 01:50:00	100.735	\$ 8447.12
1067	Sell	09.10.2012 23:55:00	100.796	0.96	10.10.2012 01:50:00	100.729	\$ 5250.26
1066	Sell	09.10.2012 23:45:00	100.778	0.97	10.10.2012 01:50:00	100.726	\$ 3850.14
1072	Buy	11.10.2012 00:55:00	100.421	0.93	11.10.2012 06:00:00	100.38	\$ -4746.89
1071	Buy	11.10.2012 00:10:00	100.572	0.96	11.10.2012 06:00:00	100.382	\$ -19205.51
1070	Buy	11.10.2012 00:05:00	100.593	0.96	11.10.2012 06:00:00	100.394	\$ -20069.7
1069	Buy	11.10.2012 00:00:00	100.653	0.97	11.10.2012 06:00:00	100.393	\$ -26196.22
1074	Buy	11.10.2012 23:25:00	101.232	0.94	12.10.2012 00:15:00	101.308	\$ 5766.65
1073	Buy	11.10.2012 22:40:00	101.249	0.94	12.10.2012 00:15:00	101.297	\$ 3134.44
1077	Buy	18.10.2012 21:45:00	103.361	0.91	19.10.2012 01:05:00	103.637	\$ 23763.23
1076	Buy	18.10.2012 21:40:00	103.397	0.92	19.10.2012 01:05:00	103.639	\$ 20895.91
1075	Buy	18.10.2012 21:30:00	103.423	0.93	19.10.2012 01:05:00	103.646	\$ 19355.87
1080	Sell	23.10.2012 21:50:00	103.707	0.93	24.10.2012 02:10:00	103.611	\$ 7756.01
1079	Sell	23.10.2012 21:45:00	103.688	0.94	24.10.2012 02:10:00	103.623	\$ 4925.69
1078	Sell	23.10.2012 21:40:00	103.652	0.95	24.10.2012 02:10:00	103.613	\$ 2508.46
1081	Sell	24.10.2012 22:00:00	103.504	0.95	25.10.2012 08:00:00	103.791	\$ -28883.93
1082	Sell	05.11.2012 01:30:00	103.293	0.94	05.11.2012 02:10:00	103.127	\$ 14632.96
1084	Buy	07.11.2012 02:05:00	102.756	0.95	07.11.2012 06:05:00	102.712	\$ -5156.11
1083	Buy	07.11.2012 02:00:00	102.808	0.95	07.11.2012 06:05:00	102.718	\$ -9526.7
1086	Sell	07.11.2012 22:45:00	102.158	0.95	08.11.2012 01:25:00	102.02	\$ 11504.01
1085	Sell	07.11.2012 22:30:00	102.115	0.96	08.11.2012 01:25:00	102.026	\$ 6921.44
1087	Sell	09.11.2012 01:30:00	101.336	0.97	09.11.2012 02:20:00	101.239	\$ 8426.0
1090	Buy	15.11.2012 02:05:00	102.009	0.95	15.11.2012 03:46:00	102.049	\$ 2830.92
1089	Buy	15.11.2012 01:00:00	102.087	0.96	15.11.2012 04:45:00	102.209	\$ 10732.02
1088	Buy	14.11.2012 22:10:00	102.105	0.96	15.11.2012 04:45:00	102.213	\$ 8083.12
1091	Buy	15.11.2012 22:30:00	103.585	0.96	16.11.2012 02:02:00	103.659	\$ 5674.63
1093	Sell	19.11.2012 02:00:00	104.048	0.94	19.11.2012 03:20:00	103.73	\$ 28913.91
1092	Sell	19.11.2012 00:50:00	103.755	0.96	19.11.2012 03:20:00	103.72	\$ 2363.9
1097	Buy	20.11.2012 00:45:00	103.852	0.94	20.11.2012 01:24:00	103.875	\$ 1185.81
1096	Buy	20.11.2012 00:40:00	103.875	0.95	20.11.2012 02:58:00	103.922	\$ 3478.24
1095	Buy	20.11.2012 00:35:00	103.95	0.96	20.11.2012 05:25:00	104.069	\$ 10426.03
1094	Buy	20.11.2012 00:30:00	103.983	0.97	20.11.2012 05:25:00	104.071	\$ 7527.41
1098	Buy	23.11.2012 02:30:00	105.923	0.96	23.11.2012 03:21:00	106.02	\$ 8295.08

1099	Buy	26.11.2012 00:35:00	106.819	0.95	26.11.2012 01:20:00	106.943	\$ 10765.24
1100	Sell	27.11.2012 00:30:00	106.647	0.96	27.11.2012 00:45:00	106.608	\$ 2720.25
1101	Sell	27.11.2012 00:35:00	106.687	0.95	27.11.2012 00:45:00	106.61	\$ 6301.51
1105	Sell	28.11.2012 23:40:00	106.151	0.94	29.11.2012 02:55:00	106.172	\$ -3600.69
1104	Sell	28.11.2012 23:35:00	106.128	0.95	29.11.2012 02:55:00	106.184	\$ -6963.84
1103	Sell	28.11.2012 23:30:00	106.108	0.96	29.11.2012 02:55:00	106.184	\$ -8956.9
1102	Sell	28.11.2012 23:00:00	106.094	0.96	29.11.2012 02:55:00	106.174	\$ -9340.71
1109	Sell	06.12.2012 23:55:00	106.879	0.92	07.12.2012 00:55:00	106.792	\$ 6815.52
1108	Sell	06.12.2012 22:55:00	106.86	0.93	07.12.2012 00:55:00	106.796	\$ 4750.78
1107	Sell	06.12.2012 22:40:00	106.833	0.94	07.12.2012 00:55:00	106.794	\$ 2452.2
1106	Sell	06.12.2012 22:30:00	106.802	0.95	07.12.2012 00:55:00	106.787	\$ 198.44
1112	Sell	07.12.2012 02:05:00	106.936	0.93	07.12.2012 07:30:00	106.949	\$ -2203.56
1111	Sell	07.12.2012 01:50:00	106.863	0.94	07.12.2012 07:30:00	106.951	\$ -9276.57
1110	Sell	07.12.2012 01:30:00	106.847	0.95	07.12.2012 07:30:00	106.943	\$ -10135.12
1114	Buy	12.12.2012 22:50:00	108.648	0.92	12.12.2012 23:35:00	108.81	\$ 13904.49
1113	Buy	12.12.2012 22:30:00	108.658	0.93	12.12.2012 23:35:00	108.813	\$ 13404.5
1116	Buy	13.12.2012 00:40:00	108.679	0.93	13.12.2012 02:10:00	108.793	\$ 9591.4
1115	Buy	13.12.2012 00:30:00	108.7	0.94	13.12.2012 02:10:00	108.782	\$ 6686.22
1120	Buy	20.12.2012 00:15:00	111.297	0.88	20.12.2012 02:10:00	111.444	\$ 11956.64
1119	Buy	20.12.2012 00:10:00	111.486	0.9	20.12.2012 02:10:00	111.449	\$ -4333.3
1118	Buy	20.12.2012 00:05:00	111.609	0.91	20.12.2012 02:10:00	111.46	\$ -14574.63
1117	Buy	20.12.2012 00:00:00	111.647	0.92	20.12.2012 02:10:00	111.462	\$ -18047.06
1121	Buy	21.12.2012 02:30:00	111.624	0.91	21.12.2012 07:30:00	110.81	\$ -75089.82
1125	Sell	24.12.2012 01:20:00	111.251	0.87	24.12.2012 05:25:00	111.189	\$ 4426.15
1124	Sell	24.12.2012 01:05:00	111.208	0.88	24.12.2012 05:25:00	111.186	\$ 957.34
1123	Sell	24.12.2012 00:55:00	111.184	0.88	24.12.2012 05:25:00	111.206	\$ -2914.47
1122	Sell	24.12.2012 00:30:00	111.169	0.89	24.12.2012 05:25:00	111.188	\$ -2680.41
1126	Buy	25.12.2012 01:30:00	111.716	0.89	25.12.2012 02:52:00	111.748	\$ 1853.72
1127	Sell	26.12.2012 02:00:00	112.05	0.88	26.12.2012 12:00:00	112.729	\$ -60738.12
1128	Sell	26.12.2012 02:05:00	112.134	0.88	26.12.2012 12:10:00	112.693	\$ -50178.81
1129	Sell	26.12.2012 02:10:00	112.244	0.86	26.12.2012 12:15:00	112.726	\$ -42417.35
1132	Buy	27.12.2012 01:00:00	113.028	0.81	27.12.2012 01:45:00	113.277	\$ 19253.42
1131	Buy	27.12.2012 00:55:00	113.083	0.82	27.12.2012 01:45:00	113.278	\$ 15062.8
1130	Buy	27.12.2012 00:30:00	113.121	0.83	27.12.2012 01:45:00	113.265	\$ 11013.09
1134	Sell	31.12.2012 01:50:00	113.749	0.83	31.12.2012 03:15:00	113.626	\$ 9264.79
1133	Sell	31.12.2012 01:30:00	113.726	0.84	31.12.2012 03:15:00	113.612	\$ 8620.66
1136	Buy	02.01.2013 02:05:00	114.218	0.83	02.01.2013 02:45:00	114.45	\$ 18308.08
1135	Buy	02.01.2013 01:30:00	114.316	0.84	02.01.2013 02:45:00	114.454	\$ 10631.72
1138	Sell	03.01.2013 00:00:00	115.161	0.83	03.01.2013 00:29:00	115.135	\$ 1202.11
1139	Sell	03.01.2013 01:00:00	115.167	0.83	03.01.2013 01:30:00	115.003	\$ 12656.03
1137	Sell	02.01.2013 23:30:00	115.08	0.84	03.01.2013 01:30:00	114.993	\$ 5779.38
1140	Sell	04.01.2013 00:30:00	114.15	0.86	04.01.2013 01:04:00	114.073	\$ 5640.28
1143	Sell	04.01.2013 01:50:00	114.316	0.84	04.01.2013 04:11:00	114.263	\$ 3491.68
1142	Sell	04.01.2013 01:35:00	114.253	0.85	04.01.2013 09:05:00	114.337	\$ -8111.14
1141	Sell	04.01.2013 01:30:00	114.181	0.86	04.01.2013 09:05:00	114.343	\$ -14913.91
1145	Buy	07.01.2013 02:15:00	115.079	0.84	07.01.2013 03:17:00	115.098	\$ 629.32
1146	Buy	07.01.2013 02:25:00	114.889	0.82	07.01.2013 03:17:00	115.108	\$ 17016.01
1144	Buy	07.01.2013 02:05:00	115.1	0.84	07.01.2013 05:30:00	115.116	\$ 377.26
1148	Sell	07.01.2013 22:05:00	115.171	0.84	08.01.2013 00:35:00	115.004	\$ 12873.19
1147	Sell	07.01.2013 22:00:00	115.156	0.85	08.01.2013 00:35:00	115.022	\$ 10221.53
1150	Buy	08.01.2013 01:10:00	114.73	0.85	08.01.2013 01:40:00	114.796	\$ 4634.74
1153	Buy	08.01.2013 01:55:00	114.524	0.83	08.01.2013 02:28:00	114.601	\$ 5440.43
1152	Buy	08.01.2013 01:50:00	114.686	0.84	08.01.2013 03:18:00	114.713	\$ 1304.59
1151	Buy	08.01.2013 01:45:00	114.739	0.85	08.01.2013 04:30:00	115.09	\$ 28859.68
1149	Buy	08.01.2013 01:00:00	114.804	0.86	08.01.2013 04:30:00	115.1	\$ 24468.7
1154	Buy	09.01.2013 22:00:00	114.562	0.88	09.01.2013 22:39:00	114.636	\$ 5503.83
1158	Sell	14.01.2013 22:25:00	119.652	0.82	14.01.2013 23:35:00	119.55	\$ 7382.9
1157	Sell	14.01.2013 21:55:00	119.621	0.83	14.01.2013 23:35:00	119.548	\$ 5066.15
1156	Sell	14.01.2013 21:35:00	119.584	0.84	14.01.2013 23:35:00	119.546	\$ 2187.43
1155	Sell	14.01.2013 21:30:00	119.518	0.85	14.01.2013 23:35:00	119.56	\$ -4585.95

1159	Sell	15.01.2013 22:30:00	118.219	0.86	15.01.2013 23:27:00	118.149	\$ 5003.24
1160	Sell	15.01.2013 22:35:00	118.26	0.85	15.01.2013 23:27:00	118.147	\$ 8599.7
1161	Sell	15.01.2013 22:40:00	118.27	0.84	15.01.2013 23:27:00	118.153	\$ 8834.48
1162	Sell	15.01.2013 22:45:00	118.307	0.83	15.01.2013 23:27:00	118.147	\$ 12297.97
1163	Sell	16.01.2013 00:30:00	118.223	0.87	16.01.2013 00:45:00	118.037	\$ 15153.43
1164	Sell	21.01.2013 00:30:00	120.173	0.86	21.01.2013 01:08:00	120.07	\$ 7824.52
1165	Sell	22.01.2013 01:00:00	119.572	0.87	22.01.2013 01:55:00	119.307	\$ 22014.67
1166	Buy	22.01.2013 02:00:00	119.292	0.87	22.01.2013 03:11:00	119.332	\$ 2442.18
1167	Buy	22.01.2013 02:05:00	119.16	0.86	22.01.2013 03:11:00	119.348	\$ 15143.28
1168	Sell	22.01.2013 21:55:00	118.209	0.89	22.01.2013 23:09:00	118.189	\$ 727.9
1172	Sell	23.01.2013 00:35:00	118.298	0.86	23.01.2013 01:25:00	118.093	\$ 16612.63
1171	Sell	23.01.2013 00:30:00	118.254	0.87	23.01.2013 01:25:00	118.089	\$ 13326.13
1170	Sell	23.01.2013 00:25:00	118.236	0.88	23.01.2013 01:25:00	118.079	\$ 12775.5
1169	Sell	22.01.2013 23:10:00	118.185	0.89	23.01.2013 01:25:00	118.095	\$ 6759.67
1175	Sell	23.01.2013 22:20:00	118.149	0.89	23.01.2013 23:35:00	118.057	\$ 7136.52
1174	Sell	23.01.2013 22:15:00	118.122	0.9	23.01.2013 23:35:00	118.052	\$ 5236.84
1173	Sell	23.01.2013 22:00:00	118.107	0.9	23.01.2013 23:35:00	118.047	\$ 4337.03
1177	Buy	24.01.2013 01:05:00	117.726	0.9	24.01.2013 02:00:00	117.812	\$ 6680.51
1176	Buy	24.01.2013 01:00:00	117.848	0.91	24.01.2013 04:10:00	117.976	\$ 10575.64
1178	Sell	29.01.2013 00:00:00	122.24	0.88	29.01.2013 00:20:00	121.935	\$ 25764.29
1180	Sell	29.01.2013 22:35:00	122.535	0.88	30.01.2013 00:15:00	122.286	\$ 20637.49
1179	Sell	29.01.2013 22:30:00	122.468	0.89	30.01.2013 00:15:00	122.291	\$ 14464.46
1181	Buy	30.01.2013 23:20:00	123.502	0.89	31.01.2013 00:40:00	123.699	\$ 15224.35
1182	Buy	31.01.2013 02:00:00	123.471	0.89	31.01.2013 03:07:00	123.528	\$ 3974.07
1183	Buy	31.01.2013 02:05:00	123.427	0.89	31.01.2013 03:07:00	123.539	\$ 8869.45
1186	Buy	04.02.2013 02:10:00	126.422	0.86	04.02.2013 05:40:00	126.478	\$ 3728.73
1185	Buy	04.02.2013 02:05:00	126.456	0.87	04.02.2013 05:40:00	126.485	\$ 1422.94
1184	Buy	04.02.2013 02:00:00	126.579	0.88	04.02.2013 05:40:00	126.487	\$ -9209.8
1188	Buy	06.02.2013 02:15:00	126.904	0.86	06.02.2013 03:20:00	127.335	\$ 35974.69
1187	Buy	06.02.2013 02:10:00	127.001	0.87	06.02.2013 03:20:00	127.341	\$ 28475.05
1192	Sell	07.02.2013 00:00:00	126.579	0.86	07.02.2013 01:04:00	126.513	\$ 4587.32
1191	Sell	06.02.2013 23:10:00	126.494	0.88	07.02.2013 01:55:00	126.406	\$ 6042.17
1190	Sell	06.02.2013 22:45:00	126.455	0.89	07.02.2013 01:55:00	126.399	\$ 3263.06
1189	Sell	06.02.2013 22:30:00	126.445	0.89	07.02.2013 01:55:00	126.399	\$ 2373.11
1194	Sell	07.02.2013 22:20:00	125.424	0.9	07.02.2013 23:49:00	125.389	\$ 2021.23
1195	Sell	07.02.2013 22:25:00	125.458	0.89	07.02.2013 23:49:00	125.388	\$ 5113.4
1196	Sell	07.02.2013 23:55:00	125.488	0.9	08.02.2013 00:53:00	125.426	\$ 4249.84
1197	Sell	08.02.2013 00:05:00	125.512	0.89	08.02.2013 00:53:00	125.44	\$ 5290.86
1198	Sell	08.02.2013 01:00:00	125.518	0.9	08.02.2013 01:28:00	125.48	\$ 2290.25
1193	Sell	07.02.2013 22:00:00	125.36	0.91	08.02.2013 02:00:00	125.28	\$ 5936.24
1199	Sell	11.02.2013 02:30:00	124.008	0.92	11.02.2013 03:45:00	123.741	\$ 23423.03
1202	Buy	11.02.2013 21:55:00	125.079	0.9	11.02.2013 22:35:00	125.546	\$ 40904.38
1201	Buy	11.02.2013 21:50:00	125.146	0.91	11.02.2013 22:35:00	125.56	\$ 36535.18
1200	Buy	11.02.2013 21:45:00	125.239	0.92	11.02.2013 22:35:00	125.554	\$ 27827.77
1204	Buy	14.02.2013 00:40:00	125.33	0.94	14.02.2013 01:08:00	125.344	\$ 137.96
1203	Buy	14.02.2013 00:35:00	125.357	0.95	14.02.2013 01:46:00	125.403	\$ 3179.22
1205	Buy	14.02.2013 02:05:00	125.256	0.95	14.02.2013 03:10:00	125.789	\$ 49445.0
1208	Sell	15.02.2013 00:15:00	124.204	0.96	15.02.2013 00:36:00	124.177	\$ 1399.67
1207	Sell	15.02.2013 00:05:00	124.182	0.96	15.02.2013 01:14:00	124.164	\$ 535.89
1206	Sell	15.02.2013 00:00:00	124.102	0.97	15.02.2013 03:10:00	123.953	\$ 13249.17
1209	Buy	18.02.2013 02:00:00	125.076	0.97	18.02.2013 02:49:00	125.108	\$ 1890.87
1210	Buy	19.02.2013 02:00:00	124.959	0.97	19.02.2013 02:09:00	125.0	\$ 2764.91
1211	Buy	19.02.2013 02:10:00	125.009	0.97	19.02.2013 03:20:00	125.129	\$ 10427.34
1214	Sell	20.02.2013 01:35:00	125.532	0.95	20.02.2013 04:25:00	125.567	\$ -4517.53
1213	Sell	20.02.2013 01:30:00	125.488	0.96	20.02.2013 04:25:00	125.578	\$ -9844.72
1212	Sell	19.02.2013 23:00:00	125.289	0.97	20.02.2013 04:25:00	125.568	\$ -28494.67
1215	Sell	21.02.2013 01:00:00	124.506	0.97	21.02.2013 02:15:00	124.417	\$ 7425.35
1217	Sell	21.02.2013 22:15:00	122.83	0.97	21.02.2013 23:47:00	122.768	\$ 4822.59
1218	Sell	21.02.2013 22:35:00	122.841	0.96	21.02.2013 23:47:00	122.762	\$ 6404.68
1219	Sell	22.02.2013 00:05:00	122.824	0.97	22.02.2013 00:50:00	122.585	\$ 21991.51

1216	Sell	21.02.2013 22:10:00	122.724	0.98	22.02.2013 00:50:00	122.569	\$ 13768.82
1220	Sell	22.02.2013 01:40:00	122.843	1.0	22.02.2013 04:12:00	122.744	\$ 8671.52
1221	Sell	22.02.2013 01:55:00	122.887	0.99	22.02.2013 04:12:00	122.741	\$ 13237.46
1222	Sell	22.02.2013 02:05:00	122.948	0.97	22.02.2013 04:12:00	122.754	\$ 17625.37
1223	Sell	22.02.2013 02:10:00	123.028	0.96	22.02.2013 04:12:00	122.736	\$ 26850.88
1224	Sell	25.02.2013 00:30:00	124.319	1.0	25.02.2013 01:20:00	124.278	\$ 2856.75
1225	Sell	25.02.2013 00:35:00	124.413	0.99	25.02.2013 01:20:00	124.277	\$ 12232.18
1226	Sell	25.02.2013 00:45:00	124.444	0.98	25.02.2013 01:20:00	124.267	\$ 16126.32
1230	Buy	25.02.2013 21:50:00	121.038	0.97	25.02.2013 22:01:00	121.429	\$ 36752.92
1227	Buy	25.02.2013 21:25:00	121.696	1.03	25.02.2013 22:27:00	120.395	\$ -135256.35
1228	Buy	25.02.2013 21:35:00	121.676	1.02	25.02.2013 22:28:00	120.391	\$ -132311.13
1229	Buy	25.02.2013 21:40:00	121.428	1.0	25.02.2013 22:29:00	120.13	\$ -131014.18
1231	Buy	25.02.2013 22:20:00	121.039	0.98	25.02.2013 22:30:00	119.75	\$ -127508.26
1234	Sell	26.02.2013 01:20:00	120.718	0.88	26.02.2013 01:58:00	120.696	\$ 873.58
1235	Sell	26.02.2013 01:25:00	120.785	0.87	26.02.2013 01:58:00	120.7	\$ 6344.22
1236	Sell	26.02.2013 02:15:00	121.123	0.86	26.02.2013 02:26:00	121.082	\$ 2484.4
1233	Sell	26.02.2013 01:15:00	120.705	0.89	26.02.2013 05:45:00	120.705	\$ -1074.25
1232	Sell	26.02.2013 01:10:00	120.661	0.9	26.02.2013 05:45:00	120.708	\$ -5315.96
1238	Sell	26.02.2013 21:35:00	120.165	0.89	26.02.2013 22:17:00	120.109	\$ 3914.53
1240	Sell	26.02.2013 22:35:00	120.166	0.89	26.02.2013 23:20:00	120.13	\$ 2134.56
1241	Sell	26.02.2013 22:45:00	120.23	0.88	26.02.2013 23:20:00	120.123	\$ 8357.9
1243	Sell	27.02.2013 01:15:00	120.276	0.88	27.02.2013 03:05:00	120.004	\$ 22877.6
1242	Sell	27.02.2013 01:10:00	120.229	0.89	27.02.2013 03:05:00	120.003	\$ 19043.85
1239	Sell	26.02.2013 22:30:00	120.124	0.9	27.02.2013 03:05:00	120.009	\$ 9068.1
1237	Sell	26.02.2013 21:25:00	120.051	0.91	27.02.2013 03:05:00	120.01	\$ 2435.59
1244	Buy	04.03.2013 00:30:00	121.499	0.91	04.03.2013 01:50:00	121.85	\$ 30835.33
1248	Sell	04.03.2013 23:30:00	121.723	0.9	05.03.2013 02:20:00	121.654	\$ 4913.7
1247	Sell	04.03.2013 23:25:00	121.716	0.91	05.03.2013 02:20:00	121.667	\$ 3148.42
1246	Sell	04.03.2013 23:20:00	121.694	0.91	05.03.2013 02:20:00	121.648	\$ 2875.55
1245	Sell	04.03.2013 22:00:00	121.685	0.92	05.03.2013 02:20:00	121.65	\$ 1895.33
1250	Buy	07.03.2013 00:20:00	121.913	0.92	07.03.2013 02:35:00	122.039	\$ 10470.33
1249	Buy	07.03.2013 00:00:00	121.971	0.92	07.03.2013 02:35:00	122.054	\$ 6513.98
1254	Buy	08.03.2013 00:05:00	124.243	0.89	08.03.2013 00:55:00	124.437	\$ 16160.33
1253	Buy	07.03.2013 22:45:00	124.279	0.9	08.03.2013 00:55:00	124.455	\$ 14313.83
1252	Buy	07.03.2013 22:40:00	124.297	0.9	08.03.2013 00:55:00	124.453	\$ 12513.62
1251	Buy	07.03.2013 22:00:00	124.325	0.91	08.03.2013 00:55:00	124.436	\$ 8557.4
1257	Sell	12.03.2013 23:55:00	125.233	0.9	13.03.2013 00:55:00	124.993	\$ 20272.25
1256	Sell	12.03.2013 22:40:00	125.188	0.91	13.03.2013 00:55:00	124.98	\$ 17585.87
1255	Sell	12.03.2013 22:30:00	125.166	0.92	13.03.2013 00:55:00	124.998	\$ 14099.29
1258	Sell	13.03.2013 23:30:00	124.574	0.94	14.03.2013 01:55:00	124.464	\$ 8540.06
1259	Sell	18.03.2013 21:25:00	123.919	0.95	18.03.2013 22:20:00	123.285	\$ 59052.81
1260	Buy	18.03.2013 22:30:00	123.132	0.97	18.03.2013 23:06:00	123.452	\$ 29845.54
1261	Buy	18.03.2013 22:40:00	123.063	0.96	18.03.2013 23:06:00	123.459	\$ 36834.53
1265	Sell	22.03.2013 01:35:00	122.59	0.96	22.03.2013 02:45:00	122.4	\$ 17063.15
1264	Sell	22.03.2013 00:45:00	122.556	0.98	22.03.2013 02:45:00	122.412	\$ 12910.98
1263	Sell	22.03.2013 00:40:00	122.535	0.98	22.03.2013 02:45:00	122.4	\$ 12029.12
1262	Sell	22.03.2013 00:35:00	122.519	0.99	22.03.2013 02:45:00	122.417	\$ 8885.07
1266	Sell	25.03.2013 23:15:00	121.08	1.02	26.03.2013 00:36:00	121.053	\$ 1291.43
1269	Sell	26.03.2013 02:00:00	121.169	1.0	26.03.2013 02:25:00	120.865	\$ 29188.33
1268	Sell	26.03.2013 01:55:00	121.127	1.01	26.03.2013 02:25:00	120.851	\$ 26652.6
1267	Sell	26.03.2013 00:40:00	121.07	1.02	26.03.2013 02:25:00	120.855	\$ 20695.13
1270	Sell	27.03.2013 21:30:00	120.672	1.04	27.03.2013 22:30:00	120.577	\$ 8624.97
1274	Sell	28.03.2013 00:05:00	120.721	1.02	28.03.2013 01:07:00	120.698	\$ 1114.66
1273	Sell	28.03.2013 00:00:00	120.702	1.03	28.03.2013 01:45:00	120.571	\$ 12249.7
1272	Sell	27.03.2013 23:30:00	120.677	1.04	28.03.2013 01:45:00	120.569	\$ 9281.22
1271	Sell	27.03.2013 23:10:00	120.657	1.05	28.03.2013 01:45:00	120.569	\$ 7270.7
1275	Buy	02.04.2013 22:10:00	119.621	1.06	03.04.2013 00:21:00	119.665	\$ 2915.94
1279	Sell	03.04.2013 23:25:00	119.46	1.04	04.04.2013 02:05:00	119.386	\$ 5757.73
1278	Sell	03.04.2013 23:20:00	119.431	1.05	04.04.2013 02:05:00	119.384	\$ 2978.45
1277	Sell	03.04.2013 23:15:00	119.416	1.06	04.04.2013 02:05:00	119.377	\$ 2159.02

1276	Sell	03.04.2013 23:10:00	119.403	1.07	04.04.2013 02:05:00	119.377	\$ 788.43
1280	Buy	08.04.2013 00:00:00	127.378	1.0	08.04.2013 00:05:00	127.629	\$ 23826.23
1282	Sell	09.04.2013 22:00:00	130.081	0.98	09.04.2013 22:10:00	129.76	\$ 30183.27
1281	Sell	09.04.2013 21:45:00	130.042	0.99	09.04.2013 22:10:00	129.762	\$ 26432.64
1283	Buy	12.04.2013 00:00:00	130.558	1.0	12.04.2013 01:04:00	130.684	\$ 11294.46
1284	Sell	16.04.2013 01:55:00	126.548	1.04	16.04.2013 02:27:00	126.534	\$ 139.83
1285	Sell	16.04.2013 02:00:00	126.624	1.02	16.04.2013 02:27:00	126.519	\$ 9418.34
1286	Sell	16.04.2013 02:05:00	126.673	1.01	16.04.2013 02:27:00	126.529	\$ 13264.58
1287	Sell	16.04.2013 02:10:00	126.7	1.0	16.04.2013 02:27:00	126.522	\$ 16532.88
1288	Buy	16.04.2013 22:00:00	128.509	1.03	16.04.2013 23:04:00	128.59	\$ 7019.27
1289	Buy	17.04.2013 00:00:00	128.505	1.03	17.04.2013 00:30:00	128.681	\$ 16804.48
1290	Sell	17.04.2013 21:30:00	127.492	1.05	17.04.2013 21:46:00	127.367	\$ 11786.25
1292	Sell	17.04.2013 22:20:00	127.633	1.04	17.04.2013 22:46:00	127.54	\$ 8344.5
1293	Sell	17.04.2013 22:25:00	127.671	1.03	17.04.2013 22:46:00	127.553	\$ 10839.0
1295	Sell	17.04.2013 22:55:00	127.83	1.02	17.04.2013 23:52:00	127.787	\$ 3082.05
1296	Sell	17.04.2013 23:00:00	127.861	1.01	17.04.2013 23:52:00	127.791	\$ 5778.47
1298	Sell	18.04.2013 00:20:00	127.988	1.0	18.04.2013 01:59:00	127.881	\$ 9420.0
1297	Sell	18.04.2013 00:00:00	127.813	1.03	18.04.2013 02:55:00	127.745	\$ 5687.44
1294	Sell	17.04.2013 22:50:00	127.726	1.04	18.04.2013 02:55:00	127.749	\$ -4416.14
1291	Sell	17.04.2013 22:15:00	127.509	1.05	18.04.2013 02:55:00	127.729	\$ -25141.31
1299	Buy	18.04.2013 21:25:00	127.869	1.05	18.04.2013 21:47:00	128.048	\$ 17452.38
1302	Sell	22.04.2013 21:40:00	129.915	1.02	22.04.2013 23:20:00	129.551	\$ 35802.93
1301	Sell	22.04.2013 21:35:00	129.842	1.03	22.04.2013 23:20:00	129.547	\$ 29047.69
1300	Sell	22.04.2013 21:30:00	129.816	1.04	22.04.2013 23:20:00	129.564	\$ 24857.91
1303	Sell	23.04.2013 02:00:00	129.819	1.06	23.04.2013 02:55:00	129.528	\$ 29469.93
1306	Buy	29.04.2013 23:10:00	128.033	1.06	30.04.2013 01:06:00	128.072	\$ 2296.67
1307	Buy	29.04.2013 23:35:00	128.011	1.05	30.04.2013 01:06:00	128.067	\$ 4060.27
1305	Buy	29.04.2013 23:05:00	128.142	1.08	30.04.2013 04:05:00	128.326	\$ 17998.79
1304	Buy	29.04.2013 23:00:00	128.189	1.08	30.04.2013 04:05:00	128.326	\$ 12922.31
1310	Buy	01.05.2013 00:50:00	128.198	1.08	01.05.2013 08:25:00	128.179	\$ -3436.45
1309	Buy	01.05.2013 00:35:00	128.206	1.09	01.05.2013 08:25:00	128.184	\$ -3795.36
1308	Buy	01.05.2013 00:30:00	128.22	1.09	01.05.2013 08:25:00	128.179	\$ -5866.55
1311	Buy	01.05.2013 22:30:00	128.237	1.09	02.05.2013 00:33:00	128.308	\$ 4859.91
1312	Buy	01.05.2013 22:45:00	128.183	1.08	02.05.2013 00:33:00	128.308	\$ 10647.89
1313	Buy	06.05.2013 00:00:00	130.14	1.08	06.05.2013 00:05:00	130.133	\$ -2161.45
1314	Sell	06.05.2013 21:25:00	130.019	1.08	06.05.2013 22:35:00	129.897	\$ 11771.68
1316	Buy	08.05.2013 02:15:00	129.167	1.08	08.05.2013 03:25:00	129.364	\$ 19880.97
1315	Buy	08.05.2013 02:00:00	129.19	1.09	08.05.2013 03:25:00	129.363	\$ 17448.85
1317	Buy	08.05.2013 22:00:00	130.034	1.09	09.05.2013 00:28:00	130.141	\$ 8764.35
1318	Buy	08.05.2013 22:05:00	130.012	1.08	09.05.2013 00:28:00	130.159	\$ 13004.09
1319	Sell	09.05.2013 21:30:00	131.399	1.09	09.05.2013 21:50:00	131.172	\$ 23310.77
1320	Buy	14.05.2013 00:30:00	132.011	1.09	14.05.2013 02:38:00	132.044	\$ 2158.11
1321	Sell	15.05.2013 22:40:00	131.818	1.09	15.05.2013 23:34:00	131.792	\$ 1397.16
1324	Buy	20.05.2013 00:40:00	131.26	1.04	20.05.2013 00:46:00	131.308	\$ 3626.88
1323	Buy	20.05.2013 00:35:00	131.753	1.08	20.05.2013 01:57:00	131.971	\$ 22121.1
1325	Buy	20.05.2013 00:50:00	131.487	1.06	20.05.2013 01:57:00	131.953	\$ 48002.35
1322	Buy	20.05.2013 00:30:00	131.951	1.09	20.05.2013 08:25:00	131.914	\$ -5471.14
1329	Buy	22.05.2013 21:40:00	132.3	1.06	22.05.2013 22:06:00	132.428	\$ 12165.72
1328	Buy	22.05.2013 21:35:00	132.491	1.08	23.05.2013 00:13:00	132.535	\$ 1853.33
1330	Buy	22.05.2013 22:10:00	132.358	1.06	23.05.2013 00:13:00	132.545	\$ 16978.42
1327	Buy	22.05.2013 21:30:00	132.528	1.09	23.05.2013 01:20:00	132.643	\$ 9609.2
1326	Buy	22.05.2013 21:25:00	132.703	1.1	23.05.2013 01:20:00	132.644	\$ -9444.5
1331	Sell	23.05.2013 21:45:00	131.943	1.12	23.05.2013 22:32:00	131.794	\$ 15210.32
1332	Sell	24.05.2013 00:00:00	131.92	1.12	24.05.2013 00:29:00	131.885	\$ 2442.57
1333	Sell	24.05.2013 02:30:00	132.108	1.12	24.05.2013 06:50:00	132.02	\$ 8376.35
1337	Sell	27.05.2013 02:00:00	130.994	1.09	27.05.2013 02:30:00	130.692	\$ 31490.05
1336	Sell	27.05.2013 00:55:00	130.98	1.1	27.05.2013 02:30:00	130.689	\$ 30569.3
1335	Sell	27.05.2013 00:50:00	130.914	1.12	27.05.2013 02:30:00	130.699	\$ 22613.63
1334	Sell	27.05.2013 00:01:00	130.722	1.13	27.05.2013 02:30:00	130.697	\$ 1347.92
1338	Buy	28.05.2013 00:01:00	130.519	1.16	28.05.2013 02:15:00	130.843	\$ 36069.91

1341	Sell	29.05.2013 22:55:00	130.937	1.14	29.05.2013 23:45:00	130.748	\$ 20053.23
1340	Sell	29.05.2013 22:50:00	130.906	1.15	29.05.2013 23:45:00	130.744	\$ 17124.43
1339	Sell	29.05.2013 21:55:00	130.852	1.16	29.05.2013 23:45:00	130.729	\$ 12750.19
1342	Sell	30.05.2013 00:00:00	130.878	1.18	30.05.2013 02:05:00	130.82	\$ 5299.5
1344	Buy	30.05.2013 22:55:00	131.317	1.16	31.05.2013 00:01:00	131.368	\$ 3867.35
1345	Buy	30.05.2013 23:05:00	131.27	1.15	31.05.2013 00:01:00	131.371	\$ 9584.48
1343	Buy	30.05.2013 22:30:00	131.356	1.17	31.05.2013 00:25:00	131.558	\$ 21567.1
1349	Sell	03.06.2013 22:50:00	130.068	1.16	04.06.2013 00:50:00	129.985	\$ 7860.39
1348	Sell	03.06.2013 22:15:00	130.002	1.18	04.06.2013 00:50:00	129.983	\$ 444.71
1347	Sell	03.06.2013 22:10:00	129.994	1.19	04.06.2013 00:50:00	129.995	\$ -1931.33
1346	Sell	03.06.2013 22:00:00	129.976	1.2	04.06.2013 00:50:00	129.991	\$ -3627.44
1353	Sell	04.06.2013 02:20:00	130.248	1.16	04.06.2013 03:55:00	129.997	\$ 27605.16
1352	Sell	04.06.2013 02:10:00	130.219	1.17	04.06.2013 03:55:00	130.005	\$ 23514.31
1351	Sell	04.06.2013 02:05:00	130.142	1.18	04.06.2013 03:55:00	130.008	\$ 14276.31
1350	Sell	04.06.2013 02:00:00	130.086	1.2	04.06.2013 03:55:00	130.004	\$ 8278.81
1354	Sell	05.06.2013 22:30:00	129.887	1.22	05.06.2013 23:07:00	129.866	\$ 977.32
1355	Sell	05.06.2013 22:35:00	129.9	1.21	05.06.2013 23:07:00	129.856	\$ 3752.13
1356	Sell	05.06.2013 22:40:00	129.927	1.2	05.06.2013 23:07:00	129.876	\$ 4560.96
1360	Sell	07.06.2013 00:50:00	129.005	1.18	07.06.2013 01:05:00	128.969	\$ 2725.72
1359	Sell	07.06.2013 00:45:00	128.885	1.2	07.06.2013 02:13:00	128.861	\$ 1333.28
1361	Sell	07.06.2013 01:15:00	128.958	1.19	07.06.2013 02:13:00	128.86	\$ 10127.39
1358	Sell	07.06.2013 00:40:00	128.757	1.22	07.06.2013 04:05:00	128.661	\$ 10141.2
1357	Sell	07.06.2013 00:35:00	128.695	1.23	07.06.2013 04:05:00	128.66	\$ 2721.92
1362	Buy	11.06.2013 02:30:00	130.934	1.22	11.06.2013 03:01:00	130.972	\$ 3038.64
1364	Sell	12.06.2013 23:20:00	128.103	1.23	12.06.2013 23:47:00	128.051	\$ 4820.39
1363	Sell	12.06.2013 23:00:00	128.016	1.25	13.06.2013 00:45:00	127.807	\$ 23688.59
1365	Sell	13.06.2013 02:00:00	127.971	1.25	13.06.2013 02:12:00	127.855	\$ 12900.41
1368	Sell	13.06.2013 21:35:00	126.695	1.24	13.06.2013 22:00:00	126.64	\$ 5249.04
1366	Sell	13.06.2013 21:25:00	126.524	1.27	14.06.2013 00:38:00	127.823	\$ -166863.14
1367	Sell	13.06.2013 21:30:00	126.535	1.26	14.06.2013 00:38:00	127.835	\$ -165675.46
1369	Sell	13.06.2013 22:05:00	126.728	1.24	14.06.2013 00:41:00	128.032	\$ -163544.03
1370	Sell	13.06.2013 22:10:00	126.771	1.22	14.06.2013 00:42:00	128.067	\$ -159930.76
1372	Sell	14.06.2013 00:45:00	127.98	1.07	14.06.2013 01:13:00	127.894	\$ 7832.69
1371	Sell	14.06.2013 00:40:00	127.879	1.07	14.06.2013 01:42:00	127.638	\$ 24418.64
1373	Sell	14.06.2013 01:15:00	127.906	1.07	14.06.2013 01:42:00	127.647	\$ 26344.38
1374	Sell	17.06.2013 01:10:00	125.935	1.11	17.06.2013 02:00:00	125.875	\$ 5262.09
1375	Sell	17.06.2013 01:15:00	125.944	1.1	17.06.2013 02:00:00	125.877	\$ 5984.47
1376	Sell	17.06.2013 01:20:00	126.021	1.09	17.06.2013 02:00:00	125.892	\$ 12687.24
1377	Buy	17.06.2013 22:30:00	126.28	1.12	17.06.2013 22:40:00	126.35	\$ 6425.57
1378	Buy	17.06.2013 22:45:00	126.262	1.12	17.06.2013 23:37:00	126.365	\$ 10121.8
1379	Buy	19.06.2013 00:00:00	127.64	1.11	19.06.2013 00:57:00	127.709	\$ 6242.24
1380	Sell	19.06.2013 21:25:00	128.394	1.11	19.06.2013 21:36:00	128.192	\$ 20996.8
1381	Sell	19.06.2013 21:40:00	128.376	1.11	19.06.2013 22:00:00	128.078	\$ 31652.96
1382	Sell	19.06.2013 21:45:00	128.681	1.09	19.06.2013 22:00:00	128.067	\$ 65523.37
1385	Buy	20.06.2013 21:40:00	128.624	1.1	20.06.2013 21:51:00	128.635	\$ -204.88
1386	Buy	20.06.2013 21:55:00	128.513	1.1	20.06.2013 22:12:00	128.627	\$ 11126.48
1387	Buy	20.06.2013 22:00:00	128.301	1.07	20.06.2013 22:12:00	128.63	\$ 33830.12
1388	Buy	20.06.2013 22:20:00	128.397	1.1	20.06.2013 22:33:00	128.663	\$ 27847.56
1384	Buy	20.06.2013 21:35:00	128.753	1.12	20.06.2013 23:15:00	128.779	\$ 1469.88
1389	Buy	21.06.2013 00:01:00	128.45	1.13	21.06.2013 00:29:00	128.587	\$ 14029.63
1392	Buy	21.06.2013 02:15:00	128.291	1.1	21.06.2013 03:00:00	128.31	\$ 678.89
1391	Buy	21.06.2013 02:05:00	128.474	1.12	21.06.2013 03:27:00	128.527	\$ 4497.16
1390	Buy	21.06.2013 02:00:00	128.565	1.14	21.06.2013 05:20:00	128.667	\$ 10162.32
1383	Buy	20.06.2013 21:30:00	129.002	1.13	21.06.2013 05:20:00	128.673	\$ -39146.62
1396	Sell	24.06.2013 01:50:00	128.798	1.11	24.06.2013 04:35:00	128.637	\$ 16441.26
1395	Sell	24.06.2013 01:45:00	128.746	1.13	24.06.2013 04:35:00	128.63	\$ 11653.1
1394	Sell	24.06.2013 01:35:00	128.68	1.14	24.06.2013 04:35:00	128.635	\$ 3662.92
1393	Sell	24.06.2013 01:30:00	128.611	1.15	24.06.2013 04:35:00	128.635	\$ -4239.13
1397	Sell	24.06.2013 21:30:00	128.263	1.16	24.06.2013 23:34:00	128.231	\$ 2224.22
1398	Sell	24.06.2013 21:35:00	128.414	1.15	24.06.2013 23:34:00	128.237	\$ 18878.32

1401	Sell	26.06.2013 01:10:00	128.363	1.14	26.06.2013 02:53:00	128.32	\$ 3438.55
1402	Sell	26.06.2013 02:00:00	128.415	1.13	26.06.2013 02:53:00	128.331	\$ 8040.99
1400	Sell	26.06.2013 01:05:00	128.165	1.16	26.06.2013 03:25:00	128.154	\$ -210.86
1399	Sell	26.06.2013 01:00:00	128.159	1.17	26.06.2013 03:25:00	128.157	\$ -1265.44
1405	Sell	26.06.2013 22:00:00	127.266	1.15	26.06.2013 23:53:00	127.248	\$ 606.52
1406	Sell	26.06.2013 22:25:00	127.3	1.14	26.06.2013 23:53:00	127.25	\$ 4248.81
1404	Sell	26.06.2013 21:40:00	127.128	1.17	27.06.2013 00:00:00	127.124	\$ -1802.24
1403	Sell	26.06.2013 21:30:00	127.105	1.18	27.06.2013 00:00:00	127.122	\$ -4295.31
1407	Sell	27.06.2013 00:30:00	127.295	1.18	27.06.2013 01:28:00	127.263	\$ 2273.79
1408	Buy	01.07.2013 00:02:00	129.148	1.16	01.07.2013 01:30:00	129.249	\$ 10218.0
1411	Buy	02.07.2013 21:40:00	130.346	1.12	02.07.2013 22:09:00	130.438	\$ 8844.04
1412	Buy	02.07.2013 22:10:00	130.455	1.13	03.07.2013 00:35:00	130.626	\$ 17336.88
1410	Buy	02.07.2013 21:35:00	130.589	1.15	03.07.2013 00:35:00	130.624	\$ 2002.21
1409	Buy	02.07.2013 21:30:00	130.619	1.15	03.07.2013 00:35:00	130.617	\$ -2252.93
1413	Sell	04.07.2013 01:30:00	130.149	1.17	04.07.2013 03:00:00	129.968	\$ 19654.14
1417	Sell	05.07.2013 01:10:00	129.343	1.14	05.07.2013 02:55:00	129.216	\$ 13003.44
1416	Sell	05.07.2013 01:05:00	129.314	1.16	05.07.2013 02:55:00	129.204	\$ 11259.88
1415	Sell	05.07.2013 00:55:00	129.274	1.17	05.07.2013 02:55:00	129.217	\$ 5156.58
1414	Sell	05.07.2013 00:30:00	129.23	1.18	05.07.2013 02:55:00	129.204	\$ 1542.96
1421	Sell	10.07.2013 00:05:00	129.293	1.16	10.07.2013 03:25:00	129.224	\$ 6504.05
1420	Sell	09.07.2013 23:55:00	129.279	1.17	10.07.2013 03:25:00	129.216	\$ 5597.4
1419	Sell	09.07.2013 23:45:00	129.254	1.18	10.07.2013 03:25:00	129.218	\$ 2459.6
1418	Sell	09.07.2013 23:40:00	129.235	1.19	10.07.2013 03:25:00	129.218	\$ 219.76
1422	Sell	11.07.2013 00:10:00	129.434	1.19	11.07.2013 01:31:00	129.307	\$ 13572.78
1423	Sell	11.07.2013 00:15:00	129.469	1.18	11.07.2013 01:31:00	129.313	\$ 16880.14
1424	Sell	11.07.2013 00:20:00	129.517	1.17	11.07.2013 01:31:00	129.313	\$ 22352.57
1425	Sell	11.07.2013 00:25:00	129.531	1.16	11.07.2013 01:31:00	129.31	\$ 24133.38
1426	Sell	11.07.2013 21:55:00	129.618	1.21	11.07.2013 22:13:00	129.543	\$ 7506.71
1427	Sell	11.07.2013 22:00:00	129.687	1.2	11.07.2013 22:13:00	129.534	\$ 16803.61
1430	Sell	12.07.2013 00:30:00	129.68	1.19	12.07.2013 01:25:00	129.655	\$ 1431.84
1432	Sell	12.07.2013 01:55:00	129.738	1.18	12.07.2013 02:40:00	129.439	\$ 33751.14
1431	Sell	12.07.2013 01:30:00	129.715	1.19	12.07.2013 02:40:00	129.433	\$ 32014.4
1429	Sell	12.07.2013 00:20:00	129.654	1.2	12.07.2013 02:40:00	129.442	\$ 23884.04
1428	Sell	12.07.2013 00:15:00	129.607	1.22	12.07.2013 02:40:00	129.437	\$ 19158.86
1433	Buy	15.07.2013 00:00:00	129.93	1.24	15.07.2013 00:05:00	129.926	\$ -2107.06
1434	Buy	15.07.2013 01:30:00	129.519	1.25	15.07.2013 02:50:00	129.711	\$ 22381.0
1435	Buy	15.07.2013 23:00:00	130.353	1.24	15.07.2013 23:59:00	130.382	\$ 1979.72
1436	Buy	15.07.2013 23:05:00	130.314	1.23	15.07.2013 23:59:00	130.393	\$ 8114.14
1437	Buy	19.07.2013 00:00:00	131.614	1.23	19.07.2013 00:40:00	131.81	\$ 22489.12
1438	Buy	22.07.2013 00:30:00	131.67	1.24	22.07.2013 01:22:00	132.097	\$ 51315.4
1439	Sell	23.07.2013 00:00:00	131.387	1.26	23.07.2013 00:43:00	131.347	\$ 3384.42
1440	Sell	23.07.2013 00:10:00	131.397	1.25	23.07.2013 00:43:00	131.355	\$ 3607.37
1444	Buy	24.07.2013 00:00:00	131.438	1.22	24.07.2013 01:05:00	131.578	\$ 15476.42
1443	Buy	23.07.2013 22:20:00	131.505	1.24	24.07.2013 01:05:00	131.593	\$ 8719.77
1442	Buy	23.07.2013 22:10:00	131.519	1.25	24.07.2013 01:05:00	131.581	\$ 5539.79
1441	Buy	23.07.2013 22:05:00	131.536	1.26	24.07.2013 01:05:00	131.576	\$ 2811.97
1447	Buy	24.07.2013 22:00:00	132.163	1.24	24.07.2013 22:45:00	132.35	\$ 21549.12
1446	Buy	24.07.2013 21:50:00	132.22	1.25	24.07.2013 22:45:00	132.359	\$ 15722.37
1445	Buy	24.07.2013 21:25:00	132.24	1.26	24.07.2013 22:45:00	132.357	\$ 13075.89
1448	Sell	29.07.2013 01:00:00	130.557	1.29	29.07.2013 01:24:00	130.391	\$ 19729.66
1450	Sell	30.07.2013 00:10:00	129.921	1.29	30.07.2013 01:20:00	129.821	\$ 11223.99
1449	Sell	30.07.2013 00:00:00	129.901	1.3	30.07.2013 01:20:00	129.824	\$ 8321.16
1454	Buy	31.07.2013 22:35:00	130.177	1.26	01.08.2013 03:05:00	130.18	\$ -2974.47
1453	Buy	31.07.2013 22:20:00	130.249	1.28	01.08.2013 03:05:00	130.182	\$ -11982.75
1452	Buy	31.07.2013 22:15:00	130.334	1.29	01.08.2013 03:05:00	130.185	\$ -22655.48
1451	Buy	31.07.2013 22:10:00	130.364	1.3	01.08.2013 03:05:00	130.176	\$ -27901.38
1455	Buy	02.08.2013 02:00:00	131.377	1.27	02.08.2013 04:05:00	131.537	\$ 18651.54
1456	Sell	05.08.2013 00:30:00	131.477	1.28	05.08.2013 03:05:00	131.241	\$ 28524.95
1460	Sell	08.08.2013 02:30:00	128.781	1.27	08.08.2013 04:50:00	128.862	\$ -11922.59
1459	Sell	08.08.2013 02:25:00	128.743	1.29	08.08.2013 04:50:00	128.851	\$ -15592.78

1458	Sell	08.08.2013 02:00:00	128.713	1.3	08.08.2013 04:50:00	128.868	\$ -21823.24
1457	Sell	08.08.2013 01:30:00	128.657	1.31	08.08.2013 04:50:00	128.857	\$ -27885.32
1464	Sell	08.08.2013 22:00:00	129.224	1.25	09.08.2013 06:25:00	129.107	\$ 12730.84
1463	Sell	08.08.2013 21:50:00	129.161	1.26	09.08.2013 06:25:00	129.107	\$ 4895.65
1462	Sell	08.08.2013 21:45:00	129.126	1.28	09.08.2013 06:25:00	129.122	\$ -1426.21
1461	Sell	08.08.2013 21:40:00	129.071	1.29	09.08.2013 06:25:00	129.12	\$ -8273.81
1468	Buy	19.08.2013 21:55:00	130.201	1.24	20.08.2013 03:45:00	130.325	\$ 13199.7
1467	Buy	19.08.2013 21:50:00	130.234	1.25	20.08.2013 03:45:00	130.329	\$ 9680.96
1466	Buy	19.08.2013 21:35:00	130.294	1.27	20.08.2013 03:45:00	130.337	\$ 3231.1
1465	Buy	19.08.2013 21:25:00	130.314	1.28	20.08.2013 03:45:00	130.331	\$ -71.85
1469	Sell	21.08.2013 22:15:00	130.86	1.28	21.08.2013 22:35:00	130.787	\$ 7669.03
1470	Buy	22.08.2013 22:00:00	131.625	1.27	22.08.2013 23:46:00	131.844	\$ 26141.27
1471	Buy	22.08.2013 22:05:00	131.578	1.26	22.08.2013 23:46:00	131.858	\$ 33622.22
1472	Buy	22.08.2013 22:10:00	131.555	1.25	22.08.2013 23:46:00	131.852	\$ 35480.46
1473	Sell	28.08.2013 01:30:00	130.076	1.31	28.08.2013 02:24:00	130.041	\$ 2880.86
1474	Sell	28.08.2013 01:40:00	130.109	1.3	28.08.2013 02:24:00	130.04	\$ 7278.48
1475	Sell	02.09.2013 00:30:00	129.978	1.32	02.09.2013 02:50:00	129.924	\$ 5412.24
1476	Sell	02.09.2013 00:35:00	129.997	1.31	02.09.2013 02:50:00	129.925	\$ 7729.08
1477	Sell	02.09.2013 00:40:00	130.028	1.29	02.09.2013 02:50:00	129.935	\$ 10319.51
1481	Sell	03.09.2013 22:55:00	131.149	1.28	04.09.2013 00:45:00	131.116	\$ 2259.79
1480	Sell	03.09.2013 22:40:00	131.138	1.29	04.09.2013 00:45:00	131.117	\$ 729.53
1479	Sell	03.09.2013 22:35:00	131.125	1.3	04.09.2013 00:45:00	131.116	\$ -824.46
1478	Sell	03.09.2013 22:30:00	131.076	1.31	04.09.2013 00:45:00	131.112	\$ -6725.16
1482	Sell	04.09.2013 01:30:00	131.241	1.31	04.09.2013 03:00:00	131.139	\$ 11642.81
1484	Sell	05.09.2013 21:40:00	131.462	1.3	05.09.2013 23:40:00	131.324	\$ 16231.03
1483	Sell	05.09.2013 21:30:00	131.441	1.31	05.09.2013 23:40:00	131.329	\$ 12950.1
1488	Sell	09.09.2013 00:55:00	131.384	1.28	09.09.2013 03:25:00	131.399	\$ -3601.74
1487	Sell	09.09.2013 00:50:00	131.284	1.3	09.09.2013 03:25:00	131.409	\$ -17956.73
1486	Sell	09.09.2013 00:35:00	131.263	1.31	09.09.2013 03:25:00	131.416	\$ -21762.62
1485	Sell	09.09.2013 00:30:00	131.177	1.32	09.09.2013 03:25:00	131.407	\$ -32091.51
1489	Buy	10.09.2013 00:00:00	131.975	1.29	10.09.2013 01:10:00	132.075	\$ 11197.5
1490	Sell	12.09.2013 22:00:00	132.288	1.29	12.09.2013 22:31:00	132.274	\$ 99.58
1491	Sell	13.09.2013 00:00:00	132.352	1.29	13.09.2013 10:05:00	132.539	\$ -25830.33
1492	Sell	16.09.2013 01:30:00	132.308	1.29	16.09.2013 01:41:00	132.28	\$ 1905.11
1493	Sell	16.09.2013 01:50:00	132.344	1.29	16.09.2013 02:32:00	132.293	\$ 4871.76
1494	Sell	16.09.2013 01:55:00	132.379	1.28	16.09.2013 02:32:00	132.277	\$ 11361.5
1495	Sell	16.09.2013 21:30:00	132.281	1.29	16.09.2013 22:57:00	132.221	\$ 6033.63
1496	Sell	18.09.2013 21:30:00	132.581	1.29	18.09.2013 22:06:00	132.422	\$ 18800.68
1497	Sell	18.09.2013 22:50:00	132.555	1.3	18.09.2013 23:30:00	132.494	\$ 6206.67
1501	Sell	19.09.2013 01:45:00	132.692	1.26	19.09.2013 03:30:00	132.583	\$ 12061.94
1500	Sell	19.09.2013 01:30:00	132.678	1.27	19.09.2013 03:30:00	132.593	\$ 9109.94
1499	Sell	19.09.2013 01:00:00	132.589	1.29	19.09.2013 03:30:00	132.584	\$ -1065.57
1498	Sell	19.09.2013 00:30:00	132.568	1.3	19.09.2013 03:30:00	132.587	\$ -4193.37
1503	Buy	19.09.2013 21:30:00	134.225	1.28	19.09.2013 22:30:00	134.464	\$ 28873.98
1502	Buy	19.09.2013 21:25:00	134.239	1.29	19.09.2013 22:30:00	134.459	\$ 26648.37
1505	Buy	25.09.2013 22:05:00	133.124	1.3	26.09.2013 05:05:00	133.212	\$ 7942.65
1504	Buy	25.09.2013 22:00:00	133.152	1.31	26.09.2013 05:05:00	133.224	\$ 5907.58
1506	Buy	01.10.2013 01:00:00	132.841	1.32	01.10.2013 01:55:00	132.993	\$ 18310.54
1507	Sell	07.10.2013 00:00:00	131.851	1.33	07.10.2013 00:05:00	131.905	\$ -8935.75
1508	Sell	09.10.2013 21:35:00	131.672	1.33	09.10.2013 23:30:00	131.562	\$ 12878.7
1512	Sell	10.10.2013 02:25:00	131.883	1.3	10.10.2013 03:45:00	131.769	\$ 13105.56
1511	Sell	10.10.2013 02:15:00	131.82	1.31	10.10.2013 03:45:00	131.764	\$ 5609.04
1510	Sell	10.10.2013 02:05:00	131.803	1.32	10.10.2013 03:45:00	131.775	\$ 1956.08
1509	Sell	10.10.2013 02:00:00	131.787	1.33	10.10.2013 03:45:00	131.764	\$ 1306.26
1513	Buy	11.10.2013 00:00:00	132.699	1.33	11.10.2013 01:00:00	132.924	\$ 28160.1
1514	Buy	11.10.2013 01:30:00	132.575	1.34	11.10.2013 03:05:00	132.916	\$ 43917.43
1518	Buy	14.10.2013 01:00:00	133.128	1.3	14.10.2013 02:00:00	133.183	\$ 5419.47
1515	Buy	14.10.2013 00:30:00	133.317	1.34	14.10.2013 10:35:00	133.294	\$ -4868.42
1516	Buy	14.10.2013 00:35:00	133.258	1.33	14.10.2013 10:40:00	133.289	\$ 2350.62
1517	Buy	14.10.2013 00:45:00	133.235	1.32	14.10.2013 10:45:00	133.289	\$ 5369.25

1520	Sell	14.10.2013 21:35:00	133.645	1.33	15.10.2013 03:05:00	133.675	\$ -6064.08
1519	Sell	14.10.2013 21:30:00	133.624	1.34	15.10.2013 03:05:00	133.689	\$ -10799.5
1521	Sell	16.10.2013 01:45:00	132.95	1.34	16.10.2013 02:32:00	132.929	\$ 1032.34
1522	Buy	23.10.2013 00:45:00	135.158	1.32	23.10.2013 10:05:00	134.293	\$ -115964.16
1523	Sell	31.10.2013 21:35:00	133.679	1.31	31.10.2013 22:30:00	133.557	\$ 14230.71
1524	Sell	01.11.2013 00:55:00	133.658	1.31	01.11.2013 02:50:00	133.59	\$ 7157.16
1525	Buy	07.11.2013 00:00:00	133.306	1.32	07.11.2013 06:35:00	133.346	\$ 3520.28
1529	Sell	08.11.2013 01:05:00	131.712	1.3	08.11.2013 01:30:00	131.541	\$ 20517.67
1528	Sell	08.11.2013 00:55:00	131.702	1.31	08.11.2013 01:30:00	131.529	\$ 20937.73
1527	Sell	08.11.2013 00:10:00	131.671	1.32	08.11.2013 01:30:00	131.53	\$ 16873.85
1526	Sell	08.11.2013 00:00:00	131.617	1.33	08.11.2013 01:30:00	131.546	\$ 7692.36
1530	Sell	08.11.2013 02:30:00	131.701	1.35	08.11.2013 05:00:00	131.698	\$ -1372.9
1531	Buy	12.11.2013 00:00:00	132.943	1.34	12.11.2013 02:35:00	132.984	\$ 3712.72
1532	Buy	12.11.2013 21:30:00	133.727	1.33	12.11.2013 23:51:00	133.819	\$ 10457.47
1533	Buy	18.11.2013 02:30:00	135.142	1.32	18.11.2013 03:55:00	135.224	\$ 9040.02
1536	Buy	18.11.2013 22:10:00	134.847	1.29	18.11.2013 23:55:00	135.079	\$ 28188.49
1535	Buy	18.11.2013 22:05:00	135.056	1.31	18.11.2013 23:55:00	135.072	\$ 326.69
1534	Buy	18.11.2013 22:00:00	135.09	1.32	18.11.2013 23:55:00	135.06	\$ -5743.11
1540	Sell	21.11.2013 01:45:00	134.619	1.3	21.11.2013 10:00:00	135.069	\$ -60250.1
1539	Sell	21.11.2013 01:30:00	134.581	1.31	21.11.2013 10:00:00	135.069	\$ -65691.12
1538	Sell	21.11.2013 01:20:00	134.542	1.32	21.11.2013 10:00:00	135.065	\$ -70811.99
1537	Sell	21.11.2013 01:15:00	134.516	1.33	21.11.2013 10:00:00	135.058	\$ -73875.18
1541	Buy	25.11.2013 02:30:00	137.143	1.24	25.11.2013 02:55:00	137.424	\$ 33143.58
1543	Sell	26.11.2013 00:05:00	137.446	1.24	26.11.2013 02:10:00	137.168	\$ 32767.71
1542	Sell	26.11.2013 00:00:00	137.413	1.25	26.11.2013 02:10:00	137.154	\$ 30657.17
1546	Buy	03.12.2013 00:25:00	139.337	1.22	03.12.2013 01:50:00	139.436	\$ 10378.16
1545	Buy	02.12.2013 23:15:00	139.362	1.23	03.12.2013 01:50:00	139.44	\$ 7322.56
1544	Buy	02.12.2013 23:00:00	139.408	1.24	03.12.2013 01:50:00	139.422	\$ -554.26
1550	Sell	03.12.2013 23:40:00	139.292	1.21	04.12.2013 01:15:00	139.082	\$ 23454.79
1549	Sell	03.12.2013 23:35:00	139.232	1.23	04.12.2013 01:15:00	139.073	\$ 17570.21
1548	Sell	03.12.2013 23:25:00	139.196	1.24	04.12.2013 01:15:00	139.067	\$ 13993.52
1547	Sell	03.12.2013 23:00:00	139.172	1.25	04.12.2013 01:15:00	139.08	\$ 9481.5
1551	Sell	04.12.2013 02:30:00	139.319	1.26	04.12.2013 03:35:00	139.017	\$ 36296.63
1555	Sell	04.12.2013 23:40:00	139.058	1.24	05.12.2013 03:00:00	139.022	\$ 1910.18
1554	Sell	04.12.2013 22:45:00	139.004	1.25	05.12.2013 03:00:00	139.026	\$ -5323.84
1553	Sell	04.12.2013 22:40:00	138.979	1.27	05.12.2013 03:00:00	139.026	\$ -8583.74
1552	Sell	04.12.2013 22:35:00	138.939	1.28	05.12.2013 03:00:00	139.031	\$ -14410.79
1556	Buy	09.12.2013 02:30:00	141.204	1.25	09.12.2013 03:18:00	141.229	\$ 1359.85
1557	Sell	11.12.2013 01:30:00	141.612	1.25	11.12.2013 02:22:00	141.605	\$ -895.08
1558	Sell	11.12.2013 01:35:00	141.623	1.24	11.12.2013 02:22:00	141.603	\$ 723.8
1559	Sell	11.12.2013 01:40:00	141.648	1.23	11.12.2013 02:22:00	141.599	\$ 4284.77
1560	Sell	11.12.2013 02:30:00	141.648	1.25	11.12.2013 03:05:00	141.401	\$ 29104.4
1561	Sell	16.12.2013 00:00:00	141.809	1.25	16.12.2013 01:04:00	141.773	\$ 2727.47
1563	Sell	16.12.2013 01:35:00	141.86	1.24	16.12.2013 02:34:00	141.823	\$ 2829.0
1564	Sell	16.12.2013 01:55:00	141.906	1.23	16.12.2013 02:34:00	141.821	\$ 8709.62
1562	Sell	16.12.2013 01:30:00	141.818	1.25	16.12.2013 04:08:00	141.769	\$ 4352.12
1565	Sell	17.12.2013 22:05:00	141.369	1.26	17.12.2013 23:05:00	141.253	\$ 12834.73
1566	Sell	18.12.2013 02:30:00	141.633	1.26	18.12.2013 03:13:00	141.558	\$ 7665.51
1570	Buy	31.12.2013 02:10:00	144.817	1.2	31.12.2013 03:33:00	144.849	\$ 2102.28
1569	Buy	31.12.2013 02:00:00	144.856	1.22	31.12.2013 06:30:00	144.78	\$ -11039.32
1568	Buy	31.12.2013 01:20:00	144.877	1.23	31.12.2013 06:30:00	144.78	\$ -13713.09
1567	Buy	31.12.2013 01:00:00	144.93	1.24	31.12.2013 06:30:00	144.772	\$ -21389.12
1574	Sell	03.01.2014 01:35:00	143.285	1.2	03.01.2014 03:00:00	143.21	\$ 7280.66
1573	Sell	02.01.2014 23:55:00	143.237	1.22	03.01.2014 03:00:00	143.202	\$ 2250.35
1572	Sell	02.01.2014 23:05:00	143.17	1.23	03.01.2014 03:00:00	143.207	\$ -6586.29
1571	Sell	02.01.2014 23:00:00	143.14	1.24	03.01.2014 03:00:00	143.197	\$ -9119.41
1578	Sell	06.01.2014 01:50:00	142.609	1.21	06.01.2014 02:15:00	142.378	\$ 26225.32
1577	Sell	06.01.2014 00:55:00	142.588	1.22	06.01.2014 02:15:00	142.372	\$ 24612.39
1576	Sell	06.01.2014 00:50:00	142.562	1.23	06.01.2014 02:15:00	142.392	\$ 19156.57
1575	Sell	06.01.2014 00:05:00	142.518	1.24	06.01.2014 02:15:00	142.378	\$ 15592.74

1579	Sell	09.01.2014 00:30:00	142.427	1.27	09.01.2014 02:05:00	142.226	\$ 23718.06
1580	Sell	13.01.2014 00:00:00	142.234	1.27	13.01.2014 01:55:00	142.13	\$ 11401.62
1584	Sell	14.01.2014 01:30:00	140.928	1.25	14.01.2014 06:40:00	141.214	\$ -37511.55
1583	Sell	14.01.2014 01:20:00	140.892	1.27	14.01.2014 06:40:00	141.221	\$ -43572.24
1582	Sell	13.01.2014 23:50:00	140.847	1.28	14.01.2014 06:40:00	141.219	\$ -49704.4
1581	Sell	13.01.2014 23:00:00	140.781	1.29	14.01.2014 06:40:00	141.224	\$ -59250.9
1586	Buy	15.01.2014 02:25:00	142.375	1.22	15.01.2014 03:15:00	142.561	\$ 20955.1
1585	Buy	15.01.2014 02:00:00	142.394	1.23	15.01.2014 03:15:00	142.555	\$ 18051.47
1587	Sell	15.01.2014 21:30:00	142.301	1.24	15.01.2014 23:45:00	142.253	\$ 4187.31
1591	Sell	17.01.2014 00:00:00	142.112	1.21	17.01.2014 01:35:00	141.935	\$ 19697.38
1590	Sell	16.01.2014 22:55:00	142.073	1.22	17.01.2014 01:35:00	141.942	\$ 13976.59
1589	Sell	16.01.2014 22:15:00	142.054	1.23	17.01.2014 01:35:00	141.941	\$ 11877.46
1588	Sell	16.01.2014 22:00:00	142.029	1.24	17.01.2014 01:35:00	141.94	\$ 8998.27
1592	Sell	20.01.2014 00:00:00	141.07	1.26	20.01.2014 02:10:00	140.923	\$ 16744.4
1594	Buy	21.01.2014 01:30:00	141.101	1.26	21.01.2014 02:10:00	141.314	\$ 25060.19
1593	Buy	21.01.2014 00:00:00	141.172	1.27	21.01.2014 02:10:00	141.307	\$ 15352.14
1598	Sell	21.01.2014 22:45:00	141.484	1.24	22.01.2014 01:25:00	141.383	\$ 10493.13
1597	Sell	21.01.2014 22:40:00	141.435	1.25	22.01.2014 01:25:00	141.4	\$ 2328.21
1596	Sell	21.01.2014 22:10:00	141.426	1.26	22.01.2014 01:25:00	141.388	\$ 2725.05
1595	Sell	21.01.2014 22:00:00	141.385	1.28	22.01.2014 01:25:00	141.389	\$ -2607.1
1602	Sell	24.01.2014 00:45:00	141.516	1.24	24.01.2014 05:30:00	141.591	\$ -11054.71
1601	Sell	24.01.2014 00:15:00	141.477	1.26	24.01.2014 05:30:00	141.578	\$ -14508.64
1600	Sell	24.01.2014 00:10:00	141.456	1.27	24.01.2014 05:30:00	141.583	\$ -17925.43
1599	Sell	24.01.2014 00:00:00	141.418	1.28	24.01.2014 05:30:00	141.59	\$ -23826.32
1605	Sell	27.01.2014 02:05:00	139.898	1.25	27.01.2014 03:16:00	139.83	\$ 6751.19
1606	Sell	27.01.2014 02:10:00	140.048	1.23	27.01.2014 03:16:00	139.83	\$ 25091.4
1603	Sell	27.01.2014 01:30:00	139.762	1.28	27.01.2014 11:35:00	140.23	\$ -61692.97
1604	Sell	27.01.2014 01:35:00	139.834	1.26	27.01.2014 11:40:00	140.379	\$ -70431.85
1607	Sell	29.01.2014 23:15:00	139.716	1.25	29.01.2014 23:50:00	139.653	\$ 6128.62
1608	Sell	30.01.2014 00:00:00	139.725	1.25	30.01.2014 01:03:00	139.644	\$ 8378.41
1609	Sell	30.01.2014 00:05:00	139.747	1.24	30.01.2014 01:03:00	139.648	\$ 10543.21
1610	Sell	31.01.2014 01:00:00	139.351	1.26	31.01.2014 02:05:00	139.232	\$ 13238.14
1614	Sell	03.02.2014 02:05:00	137.947	1.24	03.02.2014 07:05:00	137.981	\$ -5926.46
1613	Sell	03.02.2014 02:00:00	137.902	1.26	03.02.2014 07:05:00	137.975	\$ -10935.5
1612	Sell	03.02.2014 01:35:00	137.85	1.27	03.02.2014 07:05:00	137.971	\$ -17117.78
1611	Sell	03.02.2014 01:30:00	137.837	1.28	03.02.2014 07:05:00	137.981	\$ -20196.3
1618	Sell	04.02.2014 01:45:00	136.817	1.24	04.02.2014 03:20:00	136.762	\$ 5123.37
1617	Sell	04.02.2014 00:45:00	136.78	1.25	04.02.2014 03:20:00	136.76	\$ 790.34
1616	Sell	04.02.2014 00:40:00	136.727	1.27	04.02.2014 03:20:00	136.757	\$ -5546.39
1615	Sell	04.02.2014 00:30:00	136.705	1.28	04.02.2014 03:20:00	136.753	\$ -7893.91
1622	Buy	07.02.2014 01:00:00	138.583	1.22	07.02.2014 01:48:00	138.629	\$ 3921.23
1621	Buy	07.02.2014 00:55:00	138.646	1.23	07.02.2014 04:50:00	138.662	\$ 262.67
1620	Buy	07.02.2014 00:50:00	138.674	1.25	07.02.2014 04:50:00	138.661	\$ -3358.48
1619	Buy	07.02.2014 00:45:00	138.708	1.26	07.02.2014 04:50:00	138.671	\$ -6409.63
1623	Buy	12.02.2014 02:30:00	139.73	1.24	12.02.2014 03:55:00	139.826	\$ 10171.25
1624	Buy	24.02.2014 00:00:00	140.735	1.24	24.02.2014 01:46:00	140.839	\$ 11150.86
1625	Sell	26.02.2014 00:00:00	140.522	1.24	26.02.2014 02:18:00	140.505	\$ 365.59
1626	Buy	03.03.2014 00:00:00	139.633	1.25	03.03.2014 00:40:00	139.895	\$ 31004.74
1630	Buy	03.03.2014 01:15:00	139.722	1.22	03.03.2014 04:00:00	139.69	\$ -5608.52
1629	Buy	03.03.2014 01:10:00	139.743	1.24	03.03.2014 04:00:00	139.691	\$ -8180.79
1628	Buy	03.03.2014 00:55:00	139.756	1.25	03.03.2014 04:00:00	139.705	\$ -8122.0
1627	Buy	03.03.2014 00:45:00	139.83	1.26	03.03.2014 04:00:00	139.708	\$ -17133.93
1631	Sell	04.03.2014 02:30:00	139.459	1.25	04.03.2014 11:10:00	139.909	\$ -57993.34
1632	Buy	10.03.2014 00:30:00	143.015	1.21	10.03.2014 01:34:00	143.119	\$ 10853.53
1633	Buy	10.03.2014 00:45:00	142.973	1.2	10.03.2014 01:34:00	143.106	\$ 14244.28
1636	Sell	14.03.2014 00:55:00	141.3	1.21	14.03.2014 01:38:00	141.279	\$ 831.33
1635	Sell	14.03.2014 00:40:00	141.275	1.22	14.03.2014 02:15:00	141.134	\$ 15478.47
1634	Sell	14.03.2014 00:00:00	141.246	1.23	14.03.2014 02:15:00	141.147	\$ 10439.72
1638	Sell	18.03.2014 21:35:00	141.328	1.22	18.03.2014 23:23:00	141.305	\$ 1081.65
1639	Sell	18.03.2014 21:50:00	141.355	1.21	18.03.2014 23:23:00	141.304	\$ 4460.52

1640	Sell	18.03.2014 21:55:00	141.393	1.2	18.03.2014 23:23:00	141.298	\$ 9703.21
1637	Sell	18.03.2014 21:30:00	141.254	1.23	19.03.2014 01:50:00	141.261	\$ -2872.68
1641	Buy	20.03.2014 01:00:00	141.484	1.23	20.03.2014 02:30:00	141.627	\$ 15848.86
1642	Sell	24.03.2014 22:40:00	141.517	1.24	25.03.2014 02:05:00	141.398	\$ 12724.51
1643	Sell	25.03.2014 22:15:00	141.462	1.24	26.03.2014 01:53:00	141.434	\$ 1441.39
1645	Buy	31.03.2014 01:35:00	141.398	1.23	31.03.2014 03:00:00	141.44	\$ 3426.82
1644	Buy	31.03.2014 01:30:00	141.419	1.24	31.03.2014 03:55:00	141.6	\$ 20690.52
1647	Sell	03.04.2014 00:00:00	143.018	1.22	03.04.2014 03:05:00	142.928	\$ 9235.17
1646	Sell	02.04.2014 23:00:00	142.944	1.24	03.04.2014 03:05:00	142.94	\$ -2106.1
1648	Sell	07.04.2014 00:45:00	141.561	1.25	07.04.2014 03:15:00	141.482	\$ 8105.34
1652	Sell	09.04.2014 00:50:00	140.539	1.23	09.04.2014 04:00:00	140.515	\$ 1223.36
1651	Sell	09.04.2014 00:45:00	140.512	1.24	09.04.2014 04:00:00	140.517	\$ -2362.44
1650	Sell	09.04.2014 00:10:00	140.483	1.25	09.04.2014 04:00:00	140.53	\$ -7631.09
1649	Sell	09.04.2014 00:00:00	140.452	1.26	09.04.2014 04:00:00	140.526	\$ -11093.83
1656	Sell	16.04.2014 00:00:00	140.791	1.21	16.04.2014 03:07:00	140.765	\$ 1442.51
1654	Sell	15.04.2014 21:35:00	140.65	1.24	16.04.2014 07:35:00	141.227	\$ -73568.51
1653	Sell	15.04.2014 21:30:00	140.582	1.25	16.04.2014 07:35:00	141.215	\$ -81160.98
1655	Sell	15.04.2014 22:20:00	140.669	1.23	16.04.2014 08:25:00	141.204	\$ -67809.6
1660	Sell	23.04.2014 23:05:00	141.601	1.16	24.04.2014 02:30:00	141.583	\$ -330.57
1659	Sell	23.04.2014 22:25:00	141.561	1.17	24.04.2014 02:30:00	141.587	\$ -5480.95
1658	Sell	23.04.2014 22:05:00	141.516	1.18	24.04.2014 02:30:00	141.594	\$ -11663.34
1657	Sell	23.04.2014 22:00:00	141.502	1.19	24.04.2014 02:30:00	141.583	\$ -12119.03
1661	Sell	30.04.2014 00:30:00	141.783	1.18	30.04.2014 03:00:00	141.68	\$ 10480.88
1662	Sell	06.05.2014 23:30:00	141.628	1.19	07.05.2014 04:25:00	141.524	\$ 10425.13
1663	Sell	07.05.2014 23:00:00	141.776	1.19	08.05.2014 00:40:00	141.717	\$ 4537.83
1664	Sell	12.05.2014 00:40:00	140.153	1.2	12.05.2014 09:10:00	140.265	\$ -15121.85
1668	Sell	14.05.2014 23:45:00	139.738	1.17	15.05.2014 01:55:00	139.658	\$ 6942.21
1667	Sell	14.05.2014 23:40:00	139.711	1.18	15.05.2014 01:55:00	139.649	\$ 4877.93
1666	Sell	14.05.2014 23:20:00	139.687	1.19	15.05.2014 01:55:00	139.656	\$ 1230.61
1665	Sell	14.05.2014 23:00:00	139.67	1.2	15.05.2014 01:55:00	139.652	\$ -318.97
1669	Sell	20.05.2014 00:00:00	139.129	1.21	20.05.2014 03:20:00	139.096	\$ 2309.44
1670	Sell	21.05.2014 22:30:00	138.8	1.21	21.05.2014 23:55:00	138.728	\$ 7032.42
1672	Sell	28.05.2014 22:05:00	138.478	1.21	28.05.2014 23:30:00	138.401	\$ 7641.31
1671	Sell	28.05.2014 22:00:00	138.457	1.22	28.05.2014 23:30:00	138.407	\$ 4410.74
1673	Sell	05.06.2014 21:30:00	139.932	1.21	06.06.2014 01:30:00	139.893	\$ 2756.02
1677	Buy	18.06.2014 21:50:00	138.473	1.19	18.06.2014 23:55:00	138.568	\$ 9657.22
1676	Buy	18.06.2014 21:45:00	138.486	1.2	18.06.2014 23:55:00	138.57	\$ 8418.28
1675	Buy	18.06.2014 21:35:00	138.494	1.21	18.06.2014 23:55:00	138.573	\$ 7883.19
1674	Buy	18.06.2014 21:30:00	138.532	1.22	18.06.2014 23:55:00	138.566	\$ 2457.98
1678	Sell	26.06.2014 23:30:00	138.471	1.23	27.06.2014 02:40:00	138.363	\$ 11306.41
1681	Sell	10.07.2014 23:25:00	137.9	1.22	11.07.2014 01:00:00	137.882	\$ 241.65
1680	Sell	10.07.2014 23:15:00	137.874	1.23	11.07.2014 01:00:00	137.874	\$ -1970.29
1679	Sell	10.07.2014 23:00:00	137.87	1.24	11.07.2014 01:00:00	137.869	\$ -1862.08
1685	Sell	07.08.2014 00:20:00	136.663	1.22	07.08.2014 02:30:00	136.623	\$ 3212.66
1684	Sell	07.08.2014 00:15:00	136.651	1.23	07.08.2014 02:30:00	136.635	\$ 287.13
1683	Sell	07.08.2014 00:10:00	136.64	1.24	07.08.2014 02:30:00	136.641	\$ -1818.39
1682	Sell	07.08.2014 00:00:00	136.628	1.25	07.08.2014 02:30:00	136.63	\$ -1957.88
1689	Sell	05.09.2014 00:00:00	136.237	1.22	05.09.2014 04:25:00	136.218	\$ 655.77
1688	Sell	04.09.2014 23:55:00	136.222	1.23	05.09.2014 04:25:00	136.221	\$ -1826.96
1687	Sell	04.09.2014 23:45:00	136.207	1.24	05.09.2014 04:25:00	136.207	\$ -1965.62
1686	Sell	04.09.2014 23:40:00	136.186	1.25	05.09.2014 04:25:00	136.223	\$ -6606.19
1692	Sell	08.09.2014 01:40:00	136.298	1.23	08.09.2014 03:50:00	136.144	\$ 17265.37
1691	Sell	08.09.2014 01:35:00	136.293	1.24	08.09.2014 03:50:00	136.128	\$ 18769.84
1690	Sell	08.09.2014 01:30:00	136.273	1.25	08.09.2014 03:50:00	136.147	\$ 14046.5
1694	Buy	08.09.2014 21:40:00	136.609	1.25	08.09.2014 22:40:00	136.643	\$ 2542.3
1693	Buy	08.09.2014 21:30:00	136.651	1.26	09.09.2014 00:59:00	136.675	\$ 731.57
1695	Buy	19.09.2014 00:30:00	140.397	1.23	19.09.2014 02:35:00	140.53	\$ 14632.26
1697	Buy	24.09.2014 02:20:00	139.688	1.22	24.09.2014 09:10:00	139.624	\$ -9512.17
1696	Buy	24.09.2014 02:00:00	139.778	1.23	24.09.2014 09:10:00	139.624	\$ -20661.29
1701	Sell	24.09.2014 22:50:00	139.448	1.2	25.09.2014 01:19:00	139.424	\$ 403.81

1700	Sell	24.09.2014 22:45:00	139.43	1.21	25.09.2014 04:15:00	139.432	\$ -2738.71
1699	Sell	24.09.2014 22:40:00	139.398	1.22	25.09.2014 04:15:00	139.426	\$ -5932.9
1698	Sell	24.09.2014 22:30:00	139.346	1.23	25.09.2014 04:15:00	139.439	\$ -13975.97
1703	Sell	26.09.2014 00:20:00	138.675	1.22	26.09.2014 01:30:00	138.609	\$ 6360.12
1702	Sell	26.09.2014 00:00:00	138.655	1.23	26.09.2014 01:30:00	138.616	\$ 3091.52
1706	Sell	02.10.2014 02:10:00	137.709	1.22	02.10.2014 03:45:00	137.658	\$ 4542.02
1705	Sell	02.10.2014 02:05:00	137.661	1.23	02.10.2014 05:00:00	137.515	\$ 16264.75
1704	Sell	02.10.2014 01:50:00	137.637	1.24	02.10.2014 05:00:00	137.522	\$ 12553.21
1709	Sell	02.10.2014 21:50:00	137.397	1.23	03.10.2014 02:00:00	137.317	\$ 7875.57
1708	Sell	02.10.2014 21:45:00	137.373	1.24	03.10.2014 02:00:00	137.316	\$ 5087.99
1707	Sell	02.10.2014 21:30:00	137.349	1.25	03.10.2014 02:00:00	137.31	\$ 2879.22
1711	Sell	06.10.2014 21:35:00	137.682	1.24	06.10.2014 22:23:00	137.641	\$ 3376.63
1714	Sell	06.10.2014 22:45:00	137.684	1.22	07.10.2014 00:55:00	137.577	\$ 11102.06
1713	Sell	06.10.2014 22:35:00	137.66	1.23	07.10.2014 00:55:00	137.57	\$ 9102.42
1712	Sell	06.10.2014 22:25:00	137.637	1.24	07.10.2014 00:55:00	137.583	\$ 4712.83
1710	Sell	06.10.2014 21:30:00	137.522	1.26	07.10.2014 00:55:00	137.574	\$ -8565.85
1715	Sell	08.10.2014 00:30:00	136.996	1.27	08.10.2014 02:15:00	136.79	\$ 24422.14
1716	Buy	09.10.2014 00:00:00	137.625	1.27	09.10.2014 01:25:00	137.786	\$ 18699.31
1717	Sell	09.10.2014 23:30:00	136.942	1.28	10.10.2014 01:30:00	136.917	\$ 1161.56
1718	Buy	13.10.2014 23:00:00	135.904	1.29	13.10.2014 23:23:00	135.992	\$ 9598.92
1722	Sell	15.10.2014 01:25:00	135.653	1.25	15.10.2014 03:55:00	135.561	\$ 9804.39
1721	Sell	15.10.2014 00:30:00	135.605	1.27	15.10.2014 03:55:00	135.555	\$ 4627.87
1720	Sell	14.10.2014 23:55:00	135.526	1.28	15.10.2014 03:55:00	135.554	\$ -5604.31
1719	Sell	14.10.2014 23:30:00	135.501	1.29	15.10.2014 03:55:00	135.554	\$ -8872.62
1725	Sell	15.10.2014 22:40:00	135.881	1.26	15.10.2014 23:22:00	135.848	\$ 2445.9
1726	Sell	15.10.2014 22:45:00	135.962	1.24	15.10.2014 23:22:00	135.849	\$ 12326.0
1727	Sell	15.10.2014 23:30:00	135.988	1.26	16.10.2014 00:50:00	135.958	\$ 1223.46
1728	Sell	15.10.2014 23:50:00	136.015	1.25	16.10.2014 00:50:00	135.968	\$ 3338.65
1724	Sell	15.10.2014 22:35:00	135.743	1.28	16.10.2014 01:10:00	135.822	\$ -12705.97
1723	Sell	15.10.2014 22:30:00	135.703	1.29	16.10.2014 01:10:00	135.813	\$ -16803.69
1731	Sell	16.10.2014 23:00:00	136.196	1.26	17.10.2014 00:40:00	136.086	\$ 11862.82
1730	Sell	16.10.2014 22:50:00	136.165	1.27	17.10.2014 00:40:00	136.103	\$ 5861.57
1729	Sell	16.10.2014 22:35:00	136.086	1.29	17.10.2014 00:40:00	136.086	\$ -2043.21
1732	Sell	20.10.2014 22:10:00	136.924	1.28	20.10.2014 23:01:00	136.862	\$ 6183.39
1736	Sell	21.10.2014 22:25:00	136.008	1.26	22.10.2014 04:35:00	135.995	\$ -356.66
1735	Sell	21.10.2014 21:40:00	135.987	1.27	22.10.2014 04:35:00	135.999	\$ -3534.23
1734	Sell	21.10.2014 21:30:00	135.951	1.28	22.10.2014 04:35:00	135.994	\$ -7529.77
1733	Sell	21.10.2014 21:25:00	135.938	1.29	22.10.2014 04:35:00	135.999	\$ -9910.4
1737	Buy	23.10.2014 22:30:00	136.806	1.28	23.10.2014 23:35:00	136.972	\$ 19496.99
1741	Buy	24.10.2014 02:25:00	136.814	1.25	24.10.2014 08:30:00	136.707	\$ -15085.05
1740	Buy	24.10.2014 02:15:00	136.827	1.26	24.10.2014 08:30:00	136.708	\$ -16718.0
1739	Buy	24.10.2014 02:05:00	136.842	1.27	24.10.2014 08:30:00	136.708	\$ -18755.8
1738	Buy	24.10.2014 02:00:00	136.866	1.28	24.10.2014 08:30:00	136.705	\$ -22359.87
1742	Buy	29.10.2014 21:40:00	137.545	1.26	30.10.2014 03:05:00	137.545	\$ -3445.42
1744	Sell	30.10.2014 21:30:00	137.985	1.24	30.10.2014 22:25:00	137.776	\$ 24204.97
1743	Sell	30.10.2014 21:25:00	137.948	1.25	30.10.2014 22:25:00	137.775	\$ 19900.5
1745	Buy	03.11.2014 02:30:00	140.904	1.24	03.11.2014 07:05:00	140.762	\$ -19355.27
1746	Buy	03.11.2014 21:30:00	142.04	1.22	03.11.2014 23:10:00	142.215	\$ 19617.26
1750	Buy	04.11.2014 01:55:00	142.037	1.2	04.11.2014 02:58:00	142.065	\$ 1655.5
1749	Buy	04.11.2014 01:25:00	142.09	1.21	04.11.2014 04:50:00	142.154	\$ 6024.75
1748	Buy	04.11.2014 01:00:00	142.118	1.22	04.11.2014 04:50:00	142.138	\$ 706.23
1747	Buy	04.11.2014 00:35:00	142.13	1.23	04.11.2014 04:50:00	142.149	\$ 588.87
1753	Buy	05.11.2014 00:55:00	142.387	1.21	05.11.2014 01:47:00	142.432	\$ 3722.18
1752	Buy	05.11.2014 00:50:00	142.415	1.22	05.11.2014 02:15:00	142.561	\$ 16074.56
1751	Buy	05.11.2014 00:30:00	142.446	1.23	05.11.2014 02:15:00	142.57	\$ 13499.94
1757	Sell	07.11.2014 00:25:00	142.647	1.2	07.11.2014 01:55:00	142.534	\$ 11848.14
1756	Sell	07.11.2014 00:05:00	142.6	1.21	07.11.2014 01:55:00	142.539	\$ 5655.56
1755	Sell	06.11.2014 23:25:00	142.553	1.23	07.11.2014 01:55:00	142.551	\$ -1781.68
1754	Sell	06.11.2014 23:00:00	142.534	1.24	07.11.2014 01:55:00	142.543	\$ -3159.95
1758	Buy	11.11.2014 21:30:00	143.852	1.23	11.11.2014 23:40:00	144.119	\$ 31071.64

1759	Buy	12.11.2014 02:30:00	144.202	1.23	12.11.2014 03:02:00	144.224	\$ 932.29
1763	Sell	18.11.2014 02:30:00	145.43	1.18	18.11.2014 03:15:00	145.355	\$ 7133.82
1762	Sell	18.11.2014 01:30:00	145.319	1.2	18.11.2014 06:50:00	145.352	\$ -5703.85
1761	Sell	18.11.2014 00:10:00	145.282	1.21	18.11.2014 06:50:00	145.336	\$ -8291.84
1760	Sell	18.11.2014 00:00:00	145.213	1.22	18.11.2014 06:50:00	145.347	\$ -18119.53
1764	Buy	20.11.2014 02:30:00	148.076	1.19	20.11.2014 04:45:00	148.2	\$ 12994.0
1768	Sell	21.11.2014 00:20:00	148.325	1.16	21.11.2014 02:15:00	148.235	\$ 8719.35
1767	Sell	21.11.2014 00:15:00	148.268	1.17	21.11.2014 02:15:00	148.237	\$ 1892.12
1766	Sell	21.11.2014 00:10:00	148.249	1.19	21.11.2014 02:15:00	148.223	\$ 1329.88
1765	Sell	21.11.2014 00:00:00	148.208	1.2	21.11.2014 02:15:00	148.221	\$ -3338.47
1769	Buy	24.11.2014 21:40:00	147.065	1.21	24.11.2014 22:55:00	147.164	\$ 10199.53
1770	Buy	25.11.2014 02:30:00	147.01	1.21	25.11.2014 06:45:00	146.613	\$ -49815.83
1771	Buy	27.11.2014 01:00:00	147.063	1.2	27.11.2014 02:10:00	147.179	\$ 12155.17
1773	Buy	04.12.2014 21:30:00	148.155	1.18	04.12.2014 22:40:00	148.238	\$ 8045.71
1772	Buy	04.12.2014 21:25:00	148.184	1.19	04.12.2014 22:40:00	148.245	\$ 5495.75
1776	Sell	08.12.2014 23:55:00	148.691	1.17	09.12.2014 00:45:00	148.482	\$ 22452.3
1775	Sell	08.12.2014 23:45:00	148.671	1.18	09.12.2014 00:45:00	148.486	\$ 19812.41
1774	Sell	08.12.2014 23:30:00	148.658	1.19	09.12.2014 00:45:00	148.485	\$ 18552.53
1777	Sell	09.12.2014 02:30:00	148.736	1.2	09.12.2014 03:50:00	148.615	\$ 12735.18
1778	Sell	09.12.2014 22:30:00	148.039	1.21	09.12.2014 23:34:00	148.02	\$ 507.61
1779	Sell	10.12.2014 00:00:00	148.091	1.21	10.12.2014 00:45:00	147.876	\$ 24222.97
1782	Buy	11.12.2014 21:45:00	147.605	1.2	11.12.2014 22:43:00	147.642	\$ 2668.75
1783	Buy	11.12.2014 21:50:00	147.574	1.19	11.12.2014 22:43:00	147.641	\$ 6217.0
1785	Buy	11.12.2014 23:05:00	147.348	1.17	11.12.2014 23:29:00	147.43	\$ 7869.98
1786	Buy	11.12.2014 23:40:00	147.368	1.18	12.12.2014 00:56:00	147.422	\$ 4098.59
1784	Buy	11.12.2014 23:00:00	147.52	1.2	12.12.2014 03:40:00	147.682	\$ 17126.21
1781	Buy	11.12.2014 21:40:00	147.657	1.21	12.12.2014 03:40:00	147.691	\$ 1779.22
1780	Buy	11.12.2014 21:35:00	147.744	1.22	12.12.2014 03:40:00	147.685	\$ -9553.23
1788	Buy	15.12.2014 00:35:00	147.496	1.22	15.12.2014 01:10:00	147.534	\$ 2836.66
1789	Buy	15.12.2014 00:50:00	147.474	1.21	15.12.2014 01:10:00	147.522	\$ 4023.48
1790	Buy	15.12.2014 00:55:00	147.404	1.2	15.12.2014 01:10:00	147.531	\$ 13471.1
1793	Buy	15.12.2014 01:30:00	147.074	1.19	15.12.2014 02:00:00	147.173	\$ 10030.84
1787	Buy	15.12.2014 00:30:00	147.521	1.23	15.12.2014 03:00:00	147.579	\$ 5319.53
1791	Buy	15.12.2014 01:15:00	147.224	1.22	15.12.2014 03:00:00	147.585	\$ 42245.95
1792	Buy	15.12.2014 01:25:00	147.209	1.21	15.12.2014 03:00:00	147.595	\$ 44924.77
1796	Sell	15.12.2014 23:55:00	146.644	1.24	16.12.2014 00:08:00	146.608	\$ 2369.03
1797	Sell	16.12.2014 00:15:00	146.757	1.23	16.12.2014 00:23:00	146.717	\$ 3114.97
1795	Sell	15.12.2014 23:40:00	146.532	1.26	16.12.2014 04:00:00	146.433	\$ 10346.55
1794	Sell	15.12.2014 23:30:00	146.501	1.27	16.12.2014 04:00:00	146.424	\$ 7635.07
1798	Sell	17.12.2014 02:30:00	146.352	1.28	17.12.2014 02:54:00	146.167	\$ 21806.77
1802	Sell	17.12.2014 22:20:00	146.514	1.23	17.12.2014 23:23:00	146.409	\$ 11112.85
1803	Sell	18.12.2014 01:05:00	146.667	1.22	18.12.2014 01:41:00	146.636	\$ 1992.75
1801	Sell	17.12.2014 22:15:00	146.408	1.25	18.12.2014 03:00:00	146.408	\$ -2666.48
1800	Sell	17.12.2014 21:50:00	146.313	1.27	18.12.2014 03:00:00	146.407	\$ -14645.86
1799	Sell	17.12.2014 21:45:00	146.3	1.28	18.12.2014 03:00:00	146.407	\$ -16424.97
1807	Sell	19.12.2014 01:20:00	146.239	1.24	19.12.2014 02:15:00	146.044	\$ 22366.72
1806	Sell	19.12.2014 01:15:00	146.183	1.26	19.12.2014 02:15:00	146.041	\$ 16049.96
1805	Sell	19.12.2014 01:05:00	146.177	1.27	19.12.2014 02:15:00	146.028	\$ 17066.63
1804	Sell	19.12.2014 01:00:00	146.154	1.28	19.12.2014 02:15:00	146.046	\$ 11953.25
1808	Buy	22.12.2014 22:00:00	146.6	1.29	23.12.2014 00:19:00	146.716	\$ 12488.39
1810	Buy	25.12.2014 00:40:00	146.756	1.28	25.12.2014 06:55:00	146.77	\$ -86.32
1809	Buy	25.12.2014 00:30:00	146.766	1.29	25.12.2014 06:55:00	146.757	\$ -3054.36
1811	Sell	26.12.2014 01:00:00	147.022	1.29	26.12.2014 01:48:00	146.993	\$ 1844.43
1813	Sell	05.01.2015 22:50:00	142.934	1.31	06.01.2015 00:35:00	142.606	\$ 40803.26
1812	Sell	05.01.2015 22:25:00	142.855	1.33	06.01.2015 00:35:00	142.59	\$ 33048.5
1815	Sell	07.01.2015 02:15:00	141.06	1.35	07.01.2015 07:45:00	141.187	\$ -19049.43
1814	Sell	07.01.2015 02:05:00	141.028	1.36	07.01.2015 07:45:00	141.196	\$ -24766.14
1816	Buy	07.01.2015 22:00:00	140.946	1.35	07.01.2015 22:33:00	141.002	\$ 5657.15
1817	Sell	08.01.2015 01:30:00	141.289	1.35	08.01.2015 02:17:00	141.254	\$ 2817.48
1819	Sell	09.01.2015 01:40:00	141.323	1.34	09.01.2015 03:15:00	141.196	\$ 15124.24

1818	Sell	09.01.2015 01:30:00	141.304	1.35	09.01.2015 03:15:00	141.19	\$ 13482.34
1821	Sell	13.01.2015 23:40:00	138.863	1.37	14.01.2015 00:21:00	138.825	\$ 2998.07
1822	Sell	14.01.2015 00:40:00	138.879	1.37	14.01.2015 01:15:00	138.676	\$ 25908.45
1820	Sell	13.01.2015 23:30:00	138.829	1.38	14.01.2015 01:15:00	138.666	\$ 20270.43
1823	Sell	14.01.2015 21:30:00	138.226	1.4	14.01.2015 22:01:00	138.183	\$ 4084.84
1827	Sell	14.01.2015 22:20:00	138.353	1.36	15.01.2015 00:15:00	138.242	\$ 12304.56
1826	Sell	14.01.2015 22:15:00	138.264	1.38	15.01.2015 00:15:00	138.249	\$ -761.28
1825	Sell	14.01.2015 22:10:00	138.233	1.39	15.01.2015 00:15:00	138.236	\$ -3268.49
1824	Sell	14.01.2015 22:05:00	138.212	1.4	15.01.2015 00:15:00	138.242	\$ -7071.61
1830	Buy	19.01.2015 00:40:00	135.688	1.4	19.01.2015 01:45:00	135.886	\$ 25820.35
1829	Buy	19.01.2015 00:35:00	135.709	1.42	19.01.2015 01:45:00	135.878	\$ 22071.05
1828	Buy	19.01.2015 00:30:00	135.726	1.43	19.01.2015 01:45:00	135.888	\$ 21225.05
1831	Buy	19.01.2015 23:05:00	136.427	1.44	19.01.2015 23:50:00	136.458	\$ 2499.42
1832	Buy	21.01.2015 02:00:00	137.002	1.43	21.01.2015 07:55:00	136.397	\$ -88474.11
1833	Sell	21.01.2015 22:00:00	136.707	1.41	21.01.2015 23:09:00	136.63	\$ 8929.25
1834	Sell	22.01.2015 00:00:00	136.942	1.41	22.01.2015 03:10:00	136.808	\$ 16963.1
1836	Sell	22.01.2015 22:05:00	134.766	1.43	22.01.2015 22:42:00	134.743	\$ 1361.83
1835	Sell	22.01.2015 21:50:00	134.719	1.44	22.01.2015 23:05:00	134.5	\$ 29596.06
1838	Sell	23.01.2015 00:35:00	134.835	1.43	23.01.2015 02:04:00	134.802	\$ 2790.93
1839	Sell	23.01.2015 01:00:00	134.863	1.42	23.01.2015 02:04:00	134.794	\$ 7882.77
1840	Sell	23.01.2015 01:20:00	134.974	1.4	23.01.2015 02:04:00	134.803	\$ 22050.36
1837	Sell	23.01.2015 00:30:00	134.744	1.45	23.01.2015 02:22:00	134.704	\$ 3846.18
1844	Buy	26.01.2015 23:20:00	133.187	1.42	27.01.2015 01:35:00	133.336	\$ 18623.43
1843	Buy	26.01.2015 23:15:00	133.317	1.45	27.01.2015 01:35:00	133.323	\$ -1719.83
1842	Buy	26.01.2015 23:05:00	133.333	1.46	27.01.2015 01:35:00	133.333	\$ -2608.04
1841	Buy	26.01.2015 22:20:00	133.391	1.47	27.01.2015 01:35:00	133.326	\$ -12181.67
1845	Buy	28.01.2015 01:00:00	133.901	1.47	28.01.2015 02:12:00	133.937	\$ 3323.58
1846	Buy	28.01.2015 01:10:00	133.886	1.46	28.01.2015 02:12:00	133.924	\$ 3593.31
1847	Buy	28.01.2015 01:20:00	133.878	1.44	28.01.2015 02:12:00	133.939	\$ 6856.3
1851	Sell	29.01.2015 02:15:00	132.871	1.44	29.01.2015 07:15:00	132.764	\$ 13494.76
1850	Sell	29.01.2015 02:10:00	132.832	1.45	29.01.2015 07:15:00	132.772	\$ 6773.94
1849	Sell	29.01.2015 02:05:00	132.776	1.47	29.01.2015 07:15:00	132.774	\$ -1657.95
1848	Sell	29.01.2015 02:00:00	132.672	1.48	29.01.2015 07:15:00	132.77	\$ -16467.6
1852	Buy	30.01.2015 00:00:00	133.86	1.47	30.01.2015 00:40:00	134.002	\$ 18906.2
1853	Buy	30.01.2015 02:30:00	133.878	1.48	30.01.2015 06:10:00	133.741	\$ -22257.34
1854	Buy	03.02.2015 22:45:00	134.91	1.46	03.02.2015 23:49:00	134.939	\$ 2264.33
1856	Buy	04.02.2015 00:55:00	134.822	1.45	04.02.2015 01:57:00	134.842	\$ 945.17
1857	Buy	04.02.2015 01:00:00	134.779	1.43	04.02.2015 01:57:00	134.837	\$ 6366.75
1858	Buy	04.02.2015 01:20:00	134.754	1.42	04.02.2015 01:57:00	134.832	\$ 9162.66
1855	Buy	03.02.2015 23:55:00	134.868	1.46	04.02.2015 02:45:00	135.04	\$ 22481.62
1859	Sell	04.02.2015 22:30:00	134.153	1.48	04.02.2015 22:45:00	133.78	\$ 53218.43
1860	Sell	05.02.2015 02:30:00	133.042	1.5	05.02.2015 02:47:00	132.995	\$ 5054.41
1864	Buy	06.02.2015 01:30:00	134.72	1.45	06.02.2015 07:00:00	134.641	\$ -13408.51
1863	Buy	06.02.2015 01:20:00	134.754	1.46	06.02.2015 07:00:00	134.648	\$ -17443.47
1862	Buy	06.02.2015 01:15:00	134.786	1.47	06.02.2015 07:00:00	134.642	\$ -23149.21
1861	Buy	06.02.2015 00:45:00	134.826	1.49	06.02.2015 07:00:00	134.643	\$ -29275.8
1865	Buy	12.02.2015 01:30:00	135.904	1.45	12.02.2015 01:50:00	135.933	\$ 2234.57
1867	Buy	12.02.2015 02:05:00	135.865	1.44	12.02.2015 02:23:00	135.916	\$ 5387.64
1866	Buy	12.02.2015 01:55:00	135.94	1.45	12.02.2015 05:00:00	135.988	\$ 4988.77
1871	Sell	13.02.2015 00:15:00	135.834	1.41	13.02.2015 01:30:00	135.675	\$ 20503.73
1870	Sell	13.02.2015 00:00:00	135.804	1.43	13.02.2015 01:30:00	135.663	\$ 18220.86
1869	Sell	12.02.2015 23:15:00	135.741	1.45	13.02.2015 01:30:00	135.681	\$ 6408.39
1868	Sell	12.02.2015 22:25:00	135.693	1.46	13.02.2015 01:30:00	135.679	\$ -262.79
1873	Sell	17.02.2015 00:00:00	134.51	1.47	17.02.2015 01:05:00	134.368	\$ 18896.76
1872	Sell	16.02.2015 23:30:00	134.444	1.48	17.02.2015 01:05:00	134.372	\$ 8336.0
1877	Buy	18.02.2015 01:15:00	135.95	1.43	18.02.2015 08:40:00	135.94	\$ -3374.1
1876	Buy	18.02.2015 00:50:00	136.009	1.45	18.02.2015 08:40:00	135.947	\$ -10962.07
1875	Buy	18.02.2015 00:15:00	136.053	1.46	18.02.2015 08:40:00	135.95	\$ -17024.27
1874	Buy	18.02.2015 00:00:00	136.069	1.47	18.02.2015 08:40:00	135.94	\$ -20963.08
1878	Sell	18.02.2015 23:40:00	135.367	1.47	19.02.2015 00:11:00	135.355	\$ -1209.25

1879	Buy	23.02.2015 02:30:00	135.362	1.47	23.02.2015 04:15:00	135.558	\$ 26822.09
1880	Sell	26.02.2015 23:00:00	133.811	1.49	27.02.2015 00:20:00	133.656	\$ 20768.96
1881	Sell	04.03.2015 22:40:00	132.611	1.51	05.03.2015 00:00:00	132.559	\$ 4839.41
1882	Sell	09.03.2015 02:30:00	130.93	1.53	09.03.2015 05:05:00	130.888	\$ 4422.63
1883	Sell	12.03.2015 01:45:00	128.145	1.56	12.03.2015 05:15:00	127.957	\$ 27328.88
1884	Buy	12.03.2015 22:00:00	128.644	1.57	12.03.2015 23:00:00	128.87	\$ 33462.41
1887	Sell	16.03.2015 01:40:00	127.508	1.56	16.03.2015 02:45:00	127.191	\$ 47462.81
1886	Sell	16.03.2015 01:30:00	127.485	1.57	16.03.2015 02:45:00	127.188	\$ 44627.58
1885	Sell	16.03.2015 01:10:00	127.361	1.59	16.03.2015 02:45:00	127.184	\$ 26117.9
1891	Buy	16.03.2015 23:20:00	128.269	1.57	17.03.2015 02:10:00	128.295	\$ 1356.84
1890	Buy	16.03.2015 23:10:00	128.293	1.58	17.03.2015 02:10:00	128.299	\$ -1794.6
1889	Buy	16.03.2015 23:05:00	128.319	1.6	17.03.2015 02:10:00	128.294	\$ -6777.84
1888	Buy	16.03.2015 23:00:00	128.376	1.61	17.03.2015 02:10:00	128.305	\$ -14227.07
1892	Sell	18.03.2015 21:25:00	129.88	1.59	18.03.2015 21:30:00	129.762	\$ 16696.78
1893	Sell	18.03.2015 21:35:00	130.028	1.59	18.03.2015 21:44:00	129.942	\$ 11606.59
1894	Sell	18.03.2015 21:45:00	129.888	1.59	18.03.2015 22:02:00	129.705	\$ 27031.61
1898	Sell	20.03.2015 01:30:00	128.857	1.56	20.03.2015 03:55:00	128.75	\$ 14681.91
1897	Sell	19.03.2015 23:00:00	128.735	1.59	20.03.2015 03:55:00	128.743	\$ -3673.62
1896	Sell	19.03.2015 22:05:00	128.682	1.6	20.03.2015 03:55:00	128.746	\$ -12655.73
1895	Sell	19.03.2015 22:00:00	128.659	1.62	20.03.2015 03:55:00	128.743	\$ -16053.73
1901	Buy	24.03.2015 00:35:00	131.005	1.56	24.03.2015 01:20:00	131.135	\$ 18236.49
1900	Buy	24.03.2015 00:30:00	131.018	1.57	24.03.2015 01:20:00	131.139	\$ 16940.16
1899	Buy	24.03.2015 00:25:00	131.036	1.58	24.03.2015 01:20:00	131.136	\$ 13729.6
1902	Buy	24.03.2015 02:30:00	131.03	1.6	24.03.2015 03:40:00	131.05	\$ 1103.46
1903	Sell	27.03.2015 02:05:00	129.715	1.61	27.03.2015 07:30:00	129.751	\$ -7884.52
1907	Sell	31.03.2015 22:55:00	128.94	1.58	01.04.2015 04:00:00	128.722	\$ 32054.46
1906	Sell	31.03.2015 22:50:00	128.909	1.59	01.04.2015 04:00:00	128.725	\$ 26851.71
1905	Sell	31.03.2015 22:45:00	128.889	1.61	01.04.2015 04:00:00	128.727	\$ 23647.65
1904	Sell	31.03.2015 21:40:00	128.88	1.62	01.04.2015 04:00:00	128.737	\$ 20716.85
1909	Buy	02.04.2015 23:15:00	130.229	1.62	03.04.2015 00:25:00	130.326	\$ 12870.62
1908	Buy	02.04.2015 22:35:00	130.278	1.63	03.04.2015 00:25:00	130.331	\$ 5777.03
1911	Buy	03.04.2015 01:20:00	130.187	1.62	03.04.2015 05:10:00	130.138	\$ -10047.14
1910	Buy	03.04.2015 01:05:00	130.225	1.64	03.04.2015 05:10:00	130.132	\$ -17387.59
1915	Buy	07.04.2015 00:00:00	130.54	1.58	07.04.2015 02:40:00	130.706	\$ 24165.42
1914	Buy	06.04.2015 23:55:00	130.566	1.6	07.04.2015 02:40:00	130.69	\$ 17026.1
1913	Buy	06.04.2015 23:50:00	130.618	1.61	07.04.2015 02:40:00	130.7	\$ 10369.87
1912	Buy	06.04.2015 22:30:00	130.624	1.62	07.04.2015 02:40:00	130.706	\$ 10434.0
1919	Sell	10.04.2015 00:25:00	128.598	1.62	10.04.2015 08:20:00	128.675	\$ -14557.17
1918	Sell	09.04.2015 23:40:00	128.568	1.64	10.04.2015 08:20:00	128.679	\$ -20678.12
1917	Sell	09.04.2015 23:00:00	128.544	1.65	10.04.2015 08:20:00	128.674	\$ -23938.93
1916	Sell	09.04.2015 22:35:00	128.49	1.67	10.04.2015 08:20:00	128.676	\$ -33580.33
1921	Sell	13.04.2015 02:00:00	127.595	1.64	13.04.2015 03:10:00	127.431	\$ 24803.52
1920	Sell	13.04.2015 01:30:00	127.555	1.65	13.04.2015 03:10:00	127.425	\$ 19345.38
1922	Buy	14.04.2015 21:30:00	127.14	1.67	15.04.2015 05:10:00	127.226	\$ 11482.17
1926	Sell	15.04.2015 22:30:00	127.196	1.62	16.04.2015 00:25:00	127.194	\$ -2820.57
1925	Sell	15.04.2015 22:25:00	127.17	1.64	16.04.2015 00:25:00	127.191	\$ -6626.93
1924	Sell	15.04.2015 22:20:00	127.074	1.66	16.04.2015 00:25:00	127.195	\$ -23306.05
1923	Sell	15.04.2015 22:05:00	127.049	1.68	16.04.2015 00:25:00	127.18	\$ -25266.49
1930	Buy	16.04.2015 23:50:00	128.081	1.6	17.04.2015 02:10:00	128.151	\$ 8425.89
1929	Buy	16.04.2015 23:45:00	128.109	1.62	17.04.2015 02:10:00	128.167	\$ 6586.82
1928	Buy	16.04.2015 23:35:00	128.124	1.63	17.04.2015 02:10:00	128.171	\$ 4834.17
1927	Buy	16.04.2015 23:30:00	128.148	1.65	17.04.2015 02:10:00	128.153	\$ -2036.93
1934	Buy	21.04.2015 23:50:00	128.403	1.61	22.04.2015 02:35:00	128.564	\$ 23124.3
1933	Buy	21.04.2015 23:45:00	128.427	1.62	22.04.2015 02:35:00	128.562	\$ 19055.75
1932	Buy	21.04.2015 23:40:00	128.437	1.63	22.04.2015 02:35:00	128.558	\$ 16891.25
1931	Buy	21.04.2015 23:30:00	128.452	1.65	22.04.2015 02:35:00	128.551	\$ 13468.29
1935	Buy	23.04.2015 22:00:00	129.36	1.66	23.04.2015 23:25:00	129.438	\$ 10800.61
1936	Sell	27.04.2015 00:00:00	129.166	1.66	27.04.2015 05:00:00	129.191	\$ -6294.19
1937	Buy	28.04.2015 01:30:00	129.504	1.65	28.04.2015 08:40:00	129.605	\$ 14528.23
1938	Buy	29.04.2015 02:30:00	130.378	1.65	29.04.2015 04:00:00	130.419	\$ 4613.89

1942	Buy	30.04.2015 02:10:00	132.29	1.58	30.04.2015 04:40:00	132.343	\$ 6283.71
1941	Buy	30.04.2015 01:45:00	132.332	1.6	30.04.2015 04:40:00	132.358	\$ 2042.83
1940	Buy	30.04.2015 01:25:00	132.343	1.61	30.04.2015 04:40:00	132.347	\$ -1486.66
1939	Buy	30.04.2015 01:15:00	132.356	1.62	30.04.2015 04:40:00	132.349	\$ -3278.26
1945	Buy	01.05.2015 00:55:00	133.906	1.58	01.05.2015 03:05:00	134.033	\$ 17950.24
1944	Buy	01.05.2015 00:40:00	133.93	1.59	01.05.2015 03:05:00	134.039	\$ 15201.7
1943	Buy	30.04.2015 23:10:00	133.943	1.61	01.05.2015 03:05:00	134.035	\$ 11926.11
1946	Buy	05.05.2015 23:30:00	134.034	1.62	06.05.2015 00:45:00	134.087	\$ 5680.66
1947	Buy	07.05.2015 02:05:00	135.432	1.6	07.05.2015 06:52:00	135.505	\$ 9512.96
1948	Buy	07.05.2015 02:25:00	135.404	1.59	07.05.2015 06:52:00	135.513	\$ 15178.17
1949	Sell	07.05.2015 21:35:00	135.054	1.61	07.05.2015 23:40:00	134.928	\$ 18111.49
1953	Buy	12.05.2015 22:10:00	134.425	1.58	13.05.2015 00:10:00	134.475	\$ 5060.44
1952	Buy	12.05.2015 22:05:00	134.442	1.59	13.05.2015 00:10:00	134.476	\$ 2548.18
1951	Buy	12.05.2015 22:00:00	134.505	1.61	13.05.2015 00:10:00	134.476	\$ -7563.68
1950	Buy	12.05.2015 21:55:00	134.523	1.62	13.05.2015 00:10:00	134.473	\$ -11013.18
1955	Buy	13.05.2015 22:40:00	135.159	1.6	14.05.2015 01:04:00	135.199	\$ 2063.18
1956	Buy	13.05.2015 22:45:00	135.136	1.59	14.05.2015 01:04:00	135.198	\$ 5548.56
1954	Buy	13.05.2015 21:30:00	135.204	1.61	14.05.2015 01:10:00	135.329	\$ 15760.11
1959	Sell	19.05.2015 22:05:00	134.7	1.59	20.05.2015 00:30:00	134.505	\$ 28508.64
1958	Sell	19.05.2015 21:30:00	134.658	1.61	20.05.2015 00:30:00	134.507	\$ 21783.98
1957	Sell	19.05.2015 21:25:00	134.618	1.63	20.05.2015 00:30:00	134.501	\$ 16513.29
1960	Buy	21.05.2015 23:00:00	134.483	1.64	22.05.2015 03:05:00	134.538	\$ 6071.67
1964	Buy	01.06.2015 02:25:00	136.132	1.59	01.06.2015 08:05:00	136.007	\$ -22039.63
1963	Buy	01.06.2015 02:10:00	136.155	1.6	01.06.2015 08:05:00	136.0	\$ -26978.46
1962	Buy	01.06.2015 02:05:00	136.174	1.61	01.06.2015 08:05:00	136.003	\$ -29723.45
1961	Buy	01.06.2015 02:00:00	136.199	1.63	01.06.2015 08:05:00	136.008	\$ -33353.14
1966	Sell	01.06.2015 22:05:00	136.514	1.58	01.06.2015 23:00:00	136.321	\$ 28337.03
1965	Sell	01.06.2015 22:00:00	136.493	1.59	01.06.2015 23:00:00	136.325	\$ 24541.71
1967	Buy	02.06.2015 01:00:00	136.245	1.61	02.06.2015 03:55:00	136.415	\$ 25176.41
1968	Buy	02.06.2015 22:30:00	138.31	1.59	03.06.2015 00:05:00	138.394	\$ 10436.49
1970	Buy	03.06.2015 02:20:00	138.316	1.58	03.06.2015 04:40:00	138.416	\$ 13614.73
1969	Buy	03.06.2015 02:15:00	138.324	1.59	03.06.2015 04:40:00	138.405	\$ 10679.63
1971	Buy	04.06.2015 01:20:00	139.957	1.58	04.06.2015 02:05:00	140.089	\$ 18644.66
1973	Buy	04.06.2015 21:30:00	139.743	1.57	04.06.2015 22:18:00	139.774	\$ 2673.16
1975	Buy	05.06.2015 02:00:00	139.422	1.54	05.06.2015 03:36:00	139.48	\$ 6784.9
1976	Buy	05.06.2015 02:05:00	139.24	1.51	05.06.2015 03:36:00	139.468	\$ 32325.51
1974	Buy	04.06.2015 22:20:00	139.736	1.57	05.06.2015 07:15:00	139.646	\$ -17035.03
1972	Buy	04.06.2015 21:25:00	139.864	1.59	05.06.2015 07:15:00	139.654	\$ -36334.14
1978	Buy	08.06.2015 22:55:00	140.357	1.57	08.06.2015 23:35:00	140.582	\$ 33121.27
1977	Buy	08.06.2015 22:30:00	140.383	1.58	08.06.2015 23:35:00	140.59	\$ 30487.89
1979	Sell	09.06.2015 21:25:00	140.388	1.59	09.06.2015 22:35:00	140.209	\$ 26228.91
1983	Sell	11.06.2015 02:00:00	139.029	1.56	11.06.2015 04:10:00	138.937	\$ 12183.05
1982	Sell	10.06.2015 22:25:00	138.946	1.59	11.06.2015 04:10:00	138.932	\$ -1046.9
1981	Sell	10.06.2015 22:10:00	138.876	1.6	11.06.2015 04:10:00	138.935	\$ -12732.53
1980	Sell	10.06.2015 21:45:00	138.847	1.62	11.06.2015 04:10:00	138.923	\$ -15645.07
1984	Sell	11.06.2015 23:00:00	139.085	1.61	12.06.2015 00:00:00	138.924	\$ 23322.73
1986	Buy	15.06.2015 00:35:00	138.308	1.61	15.06.2015 02:39:00	138.316	\$ -938.68
1987	Buy	15.06.2015 00:50:00	138.245	1.6	15.06.2015 02:39:00	138.327	\$ 10908.19
1988	Buy	15.06.2015 00:55:00	138.129	1.57	15.06.2015 02:39:00	138.326	\$ 28760.53
1985	Buy	15.06.2015 00:30:00	138.358	1.63	15.06.2015 03:05:00	138.479	\$ 17467.85
1989	Sell	16.06.2015 22:30:00	138.788	1.64	17.06.2015 08:35:00	139.09	\$ -52169.78
1990	Buy	19.06.2015 00:00:00	139.659	1.61	19.06.2015 01:10:00	139.707	\$ 5479.43
1991	Sell	22.06.2015 00:30:00	139.781	1.61	22.06.2015 02:26:00	139.552	\$ 34618.64
1992	Sell	22.06.2015 00:35:00	139.824	1.6	22.06.2015 02:26:00	139.548	\$ 41922.88
1995	Buy	22.06.2015 22:20:00	139.795	1.6	23.06.2015 01:35:00	139.941	\$ 20398.42
1994	Buy	22.06.2015 22:00:00	139.875	1.61	23.06.2015 01:35:00	139.95	\$ 9093.7
1993	Buy	22.06.2015 21:50:00	139.956	1.63	23.06.2015 01:35:00	139.951	\$ -3834.66
1996	Sell	23.06.2015 22:05:00	138.476	1.65	23.06.2015 23:00:00	138.363	\$ 16360.15
1997	Sell	23.06.2015 22:10:00	138.5	1.64	23.06.2015 23:00:00	138.376	\$ 18064.4
1998	Sell	24.06.2015 02:00:00	138.432	1.66	24.06.2015 04:00:00	138.313	\$ 17456.08

2002	Buy	30.06.2015 01:25:00	137.57	1.63	30.06.2015 02:55:00	137.644	\$ 9819.67
2001	Buy	30.06.2015 01:10:00	137.59	1.65	30.06.2015 02:55:00	137.632	\$ 4659.67
2000	Buy	30.06.2015 01:05:00	137.616	1.66	30.06.2015 02:55:00	137.638	\$ 1367.57
1999	Buy	30.06.2015 01:00:00	137.646	1.68	30.06.2015 02:55:00	137.647	\$ -2144.27
2003	Sell	01.07.2015 00:00:00	136.525	1.69	01.07.2015 01:55:00	136.283	\$ 38590.76
2004	Buy	01.07.2015 21:30:00	136.045	1.71	01.07.2015 23:05:00	136.164	\$ 18022.49
2005	Buy	02.07.2015 21:25:00	136.41	1.71	02.07.2015 22:35:00	136.477	\$ 9124.29
2009	Buy	06.07.2015 21:40:00	135.164	1.67	07.07.2015 01:40:00	135.542	\$ 60112.13
2008	Buy	06.07.2015 21:35:00	135.248	1.69	07.07.2015 01:40:00	135.543	\$ 46803.86
2007	Buy	06.07.2015 21:30:00	135.325	1.71	07.07.2015 01:40:00	135.545	\$ 34531.43
2006	Buy	06.07.2015 21:25:00	135.34	1.73	07.07.2015 01:40:00	135.542	\$ 31821.0
2013	Sell	07.07.2015 21:55:00	134.406	1.72	08.07.2015 00:25:00	134.614	\$ -38471.26
2012	Sell	07.07.2015 21:50:00	134.326	1.74	08.07.2015 00:25:00	134.62	\$ -53881.48
2011	Sell	07.07.2015 21:45:00	134.239	1.77	08.07.2015 00:25:00	134.625	\$ -71092.79
2010	Sell	07.07.2015 21:40:00	134.177	1.79	08.07.2015 00:25:00	134.625	\$ -82993.03
2014	Sell	08.07.2015 02:30:00	134.864	1.71	08.07.2015 03:25:00	134.623	\$ 38904.67
2018	Sell	08.07.2015 23:40:00	133.772	1.69	09.07.2015 00:55:00	133.572	\$ 30408.54
2017	Sell	08.07.2015 23:35:00	133.746	1.71	09.07.2015 00:55:00	133.566	\$ 27349.04
2016	Sell	08.07.2015 23:30:00	133.705	1.72	09.07.2015 00:55:00	133.577	\$ 18565.56
2015	Sell	08.07.2015 23:15:00	133.692	1.74	09.07.2015 00:55:00	133.571	\$ 17563.61
2022	Sell	09.07.2015 02:30:00	133.759	1.71	09.07.2015 03:40:00	133.494	\$ 43027.58
2021	Sell	09.07.2015 02:15:00	133.721	1.73	09.07.2015 03:40:00	133.49	\$ 37649.42
2020	Sell	09.07.2015 02:05:00	133.698	1.75	09.07.2015 03:40:00	133.5	\$ 32310.39
2019	Sell	09.07.2015 02:00:00	133.645	1.76	09.07.2015 03:40:00	133.495	\$ 24047.72
2026	Sell	10.07.2015 00:00:00	133.895	1.74	10.07.2015 03:05:00	134.346	\$ -80803.67
2025	Sell	09.07.2015 23:35:00	133.839	1.76	10.07.2015 03:05:00	134.361	\$ -94620.12
2024	Sell	09.07.2015 23:15:00	133.803	1.78	10.07.2015 03:05:00	134.353	\$ -100678.74
2023	Sell	09.07.2015 22:45:00	133.785	1.8	10.07.2015 03:05:00	134.361	\$ -106489.44
2027	Buy	13.07.2015 00:30:00	136.08	1.67	13.07.2015 01:28:00	136.477	\$ 64026.55
2028	Buy	13.07.2015 02:00:00	136.194	1.68	13.07.2015 02:12:00	136.344	\$ 22911.84
2029	Buy	13.07.2015 02:05:00	136.172	1.67	13.07.2015 02:12:00	136.343	\$ 26282.84
2030	Sell	14.07.2015 02:00:00	136.014	1.7	14.07.2015 02:42:00	135.923	\$ 13157.59
2031	Buy	15.07.2015 22:30:00	135.385	1.71	15.07.2015 23:26:00	135.478	\$ 13588.07
2032	Sell	16.07.2015 02:00:00	135.832	1.71	16.07.2015 03:25:00	135.421	\$ 67958.17
2033	Sell	20.07.2015 01:30:00	134.547	1.74	20.07.2015 02:55:00	134.451	\$ 14362.85
2035	Buy	21.07.2015 00:00:00	134.516	1.73	21.07.2015 02:05:00	134.642	\$ 19470.99
2034	Buy	20.07.2015 22:00:00	134.585	1.74	21.07.2015 02:05:00	134.653	\$ 8702.04
2038	Buy	22.07.2015 02:15:00	135.437	1.71	22.07.2015 03:05:00	135.538	\$ 14955.23
2037	Buy	22.07.2015 00:00:00	135.456	1.72	22.07.2015 03:05:00	135.553	\$ 14354.16
2036	Buy	21.07.2015 23:00:00	135.531	1.74	22.07.2015 03:05:00	135.543	\$ -1058.3
2040	Sell	23.07.2015 00:00:00	135.457	1.73	23.07.2015 07:15:00	135.648	\$ -35386.48
2039	Sell	22.07.2015 21:30:00	135.358	1.75	23.07.2015 07:15:00	135.645	\$ -53764.55
2041	Buy	28.07.2015 00:00:00	136.668	1.71	28.07.2015 02:55:00	136.714	\$ 5529.06
2042	Sell	31.07.2015 01:00:00	135.767	1.72	31.07.2015 02:55:00	135.71	\$ 7468.6
2043	Buy	03.08.2015 00:10:00	135.92	1.72	03.08.2015 01:22:00	135.991	\$ 9874.26
2044	Buy	04.08.2015 21:25:00	135.422	1.73	05.08.2015 07:30:00	135.157	\$ -48971.32
2045	Buy	04.08.2015 21:35:00	135.397	1.72	05.08.2015 07:35:00	135.176	\$ -41120.06
2046	Buy	04.08.2015 21:40:00	135.384	1.7	05.08.2015 07:45:00	135.157	\$ -41661.56
2047	Buy	04.08.2015 22:25:00	135.375	1.69	05.08.2015 08:05:00	135.206	\$ -31614.22
2048	Buy	06.08.2015 02:05:00	136.044	1.68	06.08.2015 03:05:00	136.165	\$ 18042.36
2049	Sell	10.08.2015 01:30:00	136.322	1.68	10.08.2015 04:05:00	136.232	\$ 12829.84
2051	Sell	13.08.2015 23:15:00	138.83	1.64	14.08.2015 02:57:00	138.812	\$ 309.3
2050	Sell	13.08.2015 23:00:00	138.736	1.66	14.08.2015 04:40:00	138.695	\$ 4132.69
2052	Buy	24.08.2015 02:00:00	138.454	1.66	24.08.2015 02:46:00	138.568	\$ 16625.86
2053	Buy	24.08.2015 02:05:00	138.418	1.65	24.08.2015 02:46:00	138.566	\$ 22136.3
2054	Buy	24.08.2015 02:10:00	138.26	1.62	24.08.2015 02:46:00	138.551	\$ 44902.37
2055	Buy	24.08.2015 02:15:00	138.198	1.6	24.08.2015 02:46:00	138.551	\$ 54268.99
2056	Sell	25.08.2015 02:30:00	137.505	1.71	25.08.2015 03:21:00	137.467	\$ 4146.6
2060	Sell	26.08.2015 00:30:00	137.191	1.65	26.08.2015 01:02:00	137.052	\$ 20671.17
2059	Sell	26.08.2015 00:25:00	137.05	1.68	26.08.2015 02:25:00	136.921	\$ 19369.64

2058	Sell	26.08.2015 00:20:00	137.018	1.7	26.08.2015 02:25:00	136.91	\$ 16030.76
2057	Sell	26.08.2015 00:15:00	136.966	1.72	26.08.2015 02:25:00	136.911	\$ 7104.31
2061	Sell	26.08.2015 23:00:00	135.92	1.74	26.08.2015 23:43:00	135.65	\$ 44614.85
2064	Sell	27.08.2015 00:50:00	136.038	1.72	27.08.2015 01:09:00	136.025	\$ -103.97
2066	Sell	27.08.2015 01:25:00	136.099	1.7	27.08.2015 03:15:00	136.002	\$ 14176.1
2065	Sell	27.08.2015 01:20:00	136.093	1.72	27.08.2015 03:15:00	136.002	\$ 13311.27
2063	Sell	27.08.2015 00:45:00	136.018	1.74	27.08.2015 03:15:00	136.001	\$ 591.16
2062	Sell	27.08.2015 00:35:00	135.912	1.76	27.08.2015 03:15:00	135.998	\$ -17527.95
2067	Sell	31.08.2015 02:30:00	135.95	1.76	31.08.2015 06:40:00	136.014	\$ -13656.88
2068	Sell	02.09.2015 02:30:00	135.232	1.76	02.09.2015 05:45:00	135.297	\$ -13819.98
2069	Sell	02.09.2015 21:30:00	135.154	1.76	02.09.2015 22:30:00	135.001	\$ 24549.2
2070	Sell	03.09.2015 01:30:00	135.272	1.77	03.09.2015 03:25:00	135.137	\$ 21500.67
2071	Sell	03.09.2015 21:30:00	133.548	1.79	03.09.2015 22:08:00	133.462	\$ 13003.26
2072	Sell	03.09.2015 21:35:00	133.577	1.78	03.09.2015 22:08:00	133.464	\$ 17736.36
2076	Sell	04.09.2015 02:00:00	133.645	1.75	04.09.2015 02:55:00	133.521	\$ 19361.16
2075	Sell	04.09.2015 00:15:00	133.595	1.77	04.09.2015 02:55:00	133.521	\$ 10733.28
2074	Sell	03.09.2015 23:55:00	133.574	1.79	04.09.2015 02:55:00	133.515	\$ 7770.93
2073	Sell	03.09.2015 23:10:00	133.545	1.8	04.09.2015 02:55:00	133.535	\$ -1005.23
2078	Sell	07.09.2015 02:20:00	132.887	1.8	07.09.2015 02:53:00	132.862	\$ 2107.93
2077	Sell	07.09.2015 02:00:00	132.823	1.82	07.09.2015 07:30:00	132.968	\$ -28807.54
2079	Buy	10.09.2015 01:30:00	134.92	1.79	10.09.2015 03:25:00	135.083	\$ 26761.88
2083	Sell	14.09.2015 22:55:00	136.003	1.73	15.09.2015 06:10:00	136.092	\$ -18135.71
2082	Sell	14.09.2015 22:50:00	135.968	1.75	15.09.2015 06:10:00	136.084	\$ -23069.67
2081	Sell	14.09.2015 22:35:00	135.944	1.77	15.09.2015 06:10:00	136.077	\$ -26341.95
2080	Sell	14.09.2015 22:30:00	135.921	1.78	15.09.2015 06:10:00	136.079	\$ -30940.55
2085	Sell	15.09.2015 21:45:00	135.867	1.74	15.09.2015 22:55:00	135.637	\$ 37655.71
2084	Sell	15.09.2015 21:40:00	135.84	1.76	15.09.2015 22:55:00	135.635	\$ 33689.25
2089	Buy	16.09.2015 21:55:00	136.092	1.72	17.09.2015 00:10:00	136.136	\$ 2889.65
2088	Buy	16.09.2015 21:40:00	136.137	1.74	17.09.2015 00:10:00	136.138	\$ -4559.24
2087	Buy	16.09.2015 21:35:00	136.171	1.76	17.09.2015 00:10:00	136.129	\$ -12180.31
2086	Buy	16.09.2015 21:30:00	136.188	1.77	17.09.2015 00:10:00	136.138	\$ -13665.82
2090	Buy	18.09.2015 02:30:00	136.992	1.75	18.09.2015 11:15:00	136.694	\$ -54547.29
2094	Sell	22.09.2015 22:35:00	133.728	1.73	23.09.2015 00:00:00	133.576	\$ 23596.78
2093	Sell	22.09.2015 22:05:00	133.706	1.75	23.09.2015 00:00:00	133.567	\$ 21595.02
2092	Sell	22.09.2015 21:40:00	133.649	1.77	23.09.2015 00:00:00	133.57	\$ 11222.63
2091	Sell	22.09.2015 21:35:00	133.568	1.78	23.09.2015 00:00:00	133.569	\$ -2952.52
2097	Buy	25.09.2015 00:40:00	134.338	1.75	25.09.2015 01:37:00	134.363	\$ 2024.19
2098	Buy	25.09.2015 01:45:00	134.309	1.75	25.09.2015 02:31:00	134.331	\$ 1499.78
2096	Buy	25.09.2015 00:35:00	134.384	1.77	25.09.2015 03:10:00	134.514	\$ 20631.28
2095	Buy	25.09.2015 00:30:00	134.5	1.79	25.09.2015 03:10:00	134.527	\$ 2425.31
2100	Buy	28.09.2015 00:55:00	134.81	1.77	28.09.2015 02:00:00	134.843	\$ 3454.77
2099	Buy	28.09.2015 00:30:00	134.852	1.79	28.09.2015 10:35:00	134.485	\$ -68106.92
2104	Sell	28.09.2015 23:35:00	134.84	1.72	29.09.2015 01:45:00	134.689	\$ 23269.05
2103	Sell	28.09.2015 23:30:00	134.82	1.74	29.09.2015 01:45:00	134.688	\$ 20234.18
2102	Sell	28.09.2015 23:25:00	134.791	1.76	29.09.2015 01:45:00	134.692	\$ 14659.23
2101	Sell	28.09.2015 23:00:00	134.765	1.77	29.09.2015 01:45:00	134.696	\$ 9432.91
2106	Sell	30.09.2015 23:00:00	134.041	1.78	01.10.2015 00:10:00	133.916	\$ 18673.04
2105	Sell	30.09.2015 21:30:00	134.017	1.8	01.10.2015 00:10:00	133.919	\$ 14023.37
2108	Sell	01.10.2015 21:30:00	134.173	1.79	02.10.2015 02:40:00	134.098	\$ 10624.01
2107	Sell	01.10.2015 21:25:00	134.16	1.81	02.10.2015 02:40:00	134.088	\$ 10200.15
2110	Buy	05.10.2015 01:30:00	134.423	1.79	05.10.2015 02:50:00	134.64	\$ 36436.74
2109	Buy	05.10.2015 00:00:00	134.622	1.81	05.10.2015 02:50:00	134.653	\$ 3174.45
2111	Buy	12.10.2015 00:50:00	136.51	1.79	12.10.2015 01:25:00	136.651	\$ 22795.58
2113	Sell	15.10.2015 21:35:00	135.163	1.8	16.10.2015 07:35:00	135.576	\$ -77174.24
2112	Sell	15.10.2015 21:30:00	135.134	1.81	16.10.2015 07:35:00	135.573	\$ -82308.5
2114	Sell	15.10.2015 21:45:00	135.187	1.78	16.10.2015 07:50:00	135.585	\$ -73647.3
2115	Sell	15.10.2015 22:00:00	135.22	1.77	16.10.2015 08:05:00	135.655	\$ -79783.12
2117	Buy	19.10.2015 01:00:00	135.525	1.71	19.10.2015 03:40:00	135.632	\$ 15979.59
2116	Buy	19.10.2015 00:00:00	135.591	1.73	19.10.2015 03:40:00	135.635	\$ 5266.26
2118	Sell	19.10.2015 23:00:00	135.415	1.74	20.10.2015 00:05:00	135.389	\$ 1779.79

2119	Sell	26.10.2015 00:00:00	133.568	1.76	26.10.2015 01:30:00	133.614	\$ -10447.01
2120	Sell	27.10.2015 00:00:00	133.912	1.75	27.10.2015 01:56:00	133.821	\$ 13581.56
2124	Sell	28.10.2015 00:00:00	133.092	1.72	28.10.2015 02:05:00	132.886	\$ 33142.83
2123	Sell	27.10.2015 23:55:00	133.042	1.74	28.10.2015 02:05:00	132.893	\$ 23223.15
2122	Sell	27.10.2015 23:15:00	133.019	1.75	28.10.2015 02:05:00	132.894	\$ 19156.99
2121	Sell	27.10.2015 23:00:00	132.95	1.77	28.10.2015 02:05:00	132.875	\$ 10526.97
2125	Buy	28.10.2015 21:25:00	132.187	1.8	28.10.2015 22:20:00	132.221	\$ 3740.49
2126	Buy	28.10.2015 21:30:00	132.098	1.79	28.10.2015 22:20:00	132.207	\$ 17146.54
2127	Buy	28.10.2015 21:40:00	132.072	1.77	28.10.2015 22:20:00	132.224	\$ 24566.5
2129	Buy	28.10.2015 23:30:00	132.166	1.8	29.10.2015 00:50:00	132.315	\$ 21994.96
2128	Buy	28.10.2015 23:15:00	132.18	1.81	29.10.2015 00:50:00	132.305	\$ 17772.79
2130	Sell	04.11.2015 21:30:00	132.052	1.83	05.11.2015 01:45:00	131.983	\$ 8986.05
2134	Sell	10.11.2015 22:30:00	132.028	1.78	11.11.2015 02:55:00	132.054	\$ -7375.2
2133	Sell	10.11.2015 22:20:00	132.001	1.8	11.11.2015 02:55:00	132.059	\$ -13217.45
2132	Sell	10.11.2015 22:10:00	131.98	1.82	11.11.2015 02:55:00	132.048	\$ -15184.01
2131	Sell	10.11.2015 22:05:00	131.969	1.83	11.11.2015 02:55:00	132.063	\$ -20025.36
2135	Sell	12.11.2015 01:30:00	132.149	1.81	12.11.2015 06:30:00	132.229	\$ -16871.95
2136	Sell	12.11.2015 23:20:00	132.655	1.8	13.11.2015 01:15:00	132.5	\$ 25110.83
2137	Buy	13.11.2015 02:30:00	132.408	1.81	13.11.2015 12:35:00	132.102	\$ -57782.73
2138	Sell	16.11.2015 00:00:00	131.293	1.81	16.11.2015 00:05:00	131.371	\$ -16494.44
2140	Buy	16.11.2015 21:50:00	131.592	1.79	17.11.2015 00:55:00	131.689	\$ 14196.6
2139	Buy	16.11.2015 21:30:00	131.648	1.8	17.11.2015 00:55:00	131.693	\$ 4915.12
2144	Sell	24.11.2015 02:00:00	130.765	1.77	24.11.2015 03:00:00	130.668	\$ 14854.26
2143	Sell	24.11.2015 01:55:00	130.74	1.79	24.11.2015 03:00:00	130.664	\$ 11263.77
2142	Sell	24.11.2015 01:30:00	130.722	1.8	24.11.2015 03:00:00	130.67	\$ 7007.06
2141	Sell	24.11.2015 00:30:00	130.673	1.82	24.11.2015 03:00:00	130.658	\$ 351.79
2145	Buy	30.11.2015 00:00:00	130.052	1.84	30.11.2015 06:40:00	129.939	\$ -23184.85
2146	Buy	03.12.2015 22:55:00	134.035	1.78	03.12.2015 23:18:00	134.076	\$ 4912.07
2147	Sell	08.12.2015 21:25:00	133.975	1.78	08.12.2015 23:25:00	133.951	\$ 1887.03
2151	Sell	10.12.2015 00:40:00	133.939	1.74	10.12.2015 02:50:00	133.897	\$ 4977.29
2150	Sell	10.12.2015 00:30:00	133.921	1.75	10.12.2015 02:50:00	133.9	\$ 1331.19
2149	Sell	10.12.2015 00:15:00	133.911	1.77	10.12.2015 02:50:00	133.898	\$ -69.31
2148	Sell	09.12.2015 23:30:00	133.895	1.78	10.12.2015 02:50:00	133.899	\$ -4286.13
2155	Sell	10.12.2015 22:20:00	133.071	1.75	10.12.2015 23:50:00	133.004	\$ 9396.08
2154	Sell	10.12.2015 22:10:00	133.064	1.76	10.12.2015 23:50:00	133.014	\$ 6457.97
2153	Sell	10.12.2015 22:05:00	133.042	1.78	10.12.2015 23:50:00	133.016	\$ 2259.69
2152	Sell	10.12.2015 22:00:00	133.031	1.79	10.12.2015 23:50:00	133.013	\$ 840.75
2159	Sell	11.12.2015 02:05:00	133.271	1.75	11.12.2015 09:05:00	133.454	\$ -34357.19
2158	Sell	11.12.2015 01:55:00	133.222	1.76	11.12.2015 09:05:00	133.459	\$ -44056.87
2157	Sell	11.12.2015 01:50:00	133.194	1.78	11.12.2015 09:05:00	133.455	\$ -48828.96
2156	Sell	11.12.2015 01:30:00	133.166	1.8	11.12.2015 09:05:00	133.458	\$ -54957.04
2160	Sell	14.12.2015 00:00:00	133.068	1.75	14.12.2015 01:25:00	132.78	\$ 48071.13
2161	Sell	15.12.2015 23:30:00	133.028	1.76	16.12.2015 09:35:00	133.506	\$ -86862.0
2162	Sell	16.12.2015 02:30:00	133.159	1.74	16.12.2015 10:15:00	133.253	\$ -18672.9
2163	Buy	16.12.2015 22:30:00	133.243	1.73	16.12.2015 22:48:00	133.416	\$ 27623.88
2164	Buy	17.12.2015 01:40:00	133.116	1.74	17.12.2015 02:56:00	133.142	\$ 2207.73
2165	Buy	22.12.2015 02:30:00	132.164	1.75	22.12.2015 05:40:00	132.398	\$ 38637.15
2167	Buy	22.12.2015 23:00:00	132.533	1.74	22.12.2015 23:55:00	132.685	\$ 24141.89
2166	Buy	22.12.2015 22:00:00	132.575	1.76	22.12.2015 23:55:00	132.668	\$ 14034.64
2171	Sell	23.12.2015 21:50:00	131.866	1.73	24.12.2015 00:40:00	131.836	\$ 1751.12
2170	Sell	23.12.2015 21:45:00	131.863	1.75	24.12.2015 00:40:00	131.83	\$ 2296.45
2169	Sell	23.12.2015 21:35:00	131.851	1.76	24.12.2015 00:40:00	131.833	\$ -330.21
2168	Sell	23.12.2015 21:30:00	131.798	1.78	24.12.2015 00:40:00	131.843	\$ -11546.98
2173	Sell	29.12.2015 23:05:00	131.739	1.76	29.12.2015 23:45:00	131.629	\$ 17041.39
2172	Sell	29.12.2015 21:35:00	131.72	1.78	29.12.2015 23:45:00	131.639	\$ 12073.33
2174	Sell	04.01.2016 00:35:00	130.729	1.8	04.01.2016 01:30:00	130.529	\$ 33646.9
2178	Sell	04.01.2016 22:45:00	129.327	1.78	05.01.2016 00:20:00	129.255	\$ 10117.04
2177	Sell	04.01.2016 22:15:00	129.27	1.8	05.01.2016 00:20:00	129.263	\$ -1468.49
2176	Sell	04.01.2016 22:10:00	129.241	1.82	05.01.2016 00:20:00	129.262	\$ -6579.99
2175	Sell	04.01.2016 22:05:00	129.217	1.83	05.01.2016 00:20:00	129.261	\$ -10824.87

2179	Sell	05.01.2016 02:00:00	129.311	1.83	05.01.2016 02:55:00	129.164	\$ 24534.55
2183	Sell	05.01.2016 22:40:00	127.904	1.81	06.01.2016 02:40:00	127.921	\$ -5795.71
2182	Sell	05.01.2016 22:35:00	127.889	1.82	06.01.2016 02:40:00	127.932	\$ -10559.55
2181	Sell	05.01.2016 22:25:00	127.872	1.84	06.01.2016 02:40:00	127.935	\$ -14355.07
2180	Sell	05.01.2016 21:25:00	127.849	1.85	06.01.2016 02:40:00	127.937	\$ -19057.68
2186	Sell	12.01.2016 00:25:00	127.95	1.8	12.01.2016 01:20:00	127.754	\$ 32976.74
2185	Sell	12.01.2016 00:10:00	127.909	1.82	12.01.2016 01:20:00	127.75	\$ 26610.17
2184	Sell	12.01.2016 00:00:00	127.857	1.84	12.01.2016 01:20:00	127.748	\$ 17703.34
2188	Sell	12.01.2016 21:35:00	127.72	1.85	13.01.2016 00:25:00	127.712	\$ -1295.59
2187	Sell	12.01.2016 21:30:00	127.716	1.86	13.01.2016 00:25:00	127.707	\$ -1116.54
2189	Buy	14.01.2016 02:00:00	127.827	1.86	14.01.2016 03:11:00	127.843	\$ 598.64
2190	Buy	14.01.2016 02:05:00	127.806	1.85	14.01.2016 03:11:00	127.845	\$ 4850.5
2191	Buy	14.01.2016 02:25:00	127.776	1.83	14.01.2016 03:11:00	127.853	\$ 11752.68
2195	Sell	20.01.2016 23:20:00	127.409	1.82	21.01.2016 06:00:00	127.534	\$ -26286.33
2194	Sell	20.01.2016 22:40:00	127.332	1.84	21.01.2016 06:00:00	127.527	\$ -39454.0
2193	Sell	20.01.2016 22:30:00	127.315	1.86	21.01.2016 06:00:00	127.528	\$ -43230.64
2192	Sell	20.01.2016 22:25:00	127.298	1.87	21.01.2016 06:00:00	127.53	\$ -47015.47
2199	Sell	21.01.2016 22:55:00	127.974	1.77	22.01.2016 02:10:00	127.917	\$ 7429.06
2198	Sell	21.01.2016 22:40:00	127.912	1.79	22.01.2016 02:10:00	127.912	\$ -2688.79
2197	Sell	21.01.2016 22:35:00	127.886	1.81	22.01.2016 02:10:00	127.916	\$ -8148.6
2196	Sell	21.01.2016 22:30:00	127.875	1.82	22.01.2016 02:10:00	127.914	\$ -9831.08
2200	Buy	22.01.2016 02:30:00	127.747	1.82	22.01.2016 04:45:00	127.746	\$ -2507.1
2203	Buy	25.01.2016 02:20:00	127.923	1.78	25.01.2016 03:35:00	128.164	\$ 40621.06
2202	Buy	25.01.2016 02:10:00	127.98	1.8	25.01.2016 03:35:00	128.166	\$ 31176.29
2201	Buy	25.01.2016 02:00:00	128.012	1.82	25.01.2016 03:35:00	128.166	\$ 25698.2
2204	Buy	27.01.2016 02:30:00	128.518	1.84	27.01.2016 06:40:00	128.455	\$ -13956.58
2206	Buy	27.01.2016 23:05:00	129.101	1.8	28.01.2016 01:48:00	129.211	\$ 15029.87
2208	Buy	28.01.2016 02:00:00	129.164	1.79	28.01.2016 03:15:00	129.318	\$ 25253.89
2207	Buy	28.01.2016 01:50:00	129.214	1.81	28.01.2016 03:15:00	129.31	\$ 15037.17
2205	Buy	27.01.2016 23:00:00	129.235	1.82	28.01.2016 03:15:00	129.31	\$ 8824.76
2212	Buy	28.01.2016 23:35:00	129.949	1.78	29.01.2016 01:30:00	130.008	\$ 7382.67
2211	Buy	28.01.2016 23:30:00	129.977	1.8	29.01.2016 01:30:00	130.019	\$ 4405.12
2210	Buy	28.01.2016 23:10:00	129.987	1.81	29.01.2016 01:30:00	130.022	\$ 3162.16
2209	Buy	28.01.2016 23:00:00	130.017	1.83	29.01.2016 01:30:00	130.006	\$ -5221.39
2213	Buy	29.01.2016 02:30:00	129.932	1.83	29.01.2016 05:25:00	129.95	\$ 916.43
2216	Buy	02.02.2016 00:00:00	131.703	1.77	02.02.2016 02:35:00	131.824	\$ 19085.72
2215	Buy	01.02.2016 23:35:00	131.743	1.79	02.02.2016 02:35:00	131.832	\$ 12762.09
2214	Buy	01.02.2016 23:30:00	131.797	1.81	02.02.2016 02:35:00	131.838	\$ 4215.71
2220	Sell	03.02.2016 22:45:00	130.824	1.78	04.02.2016 00:45:00	130.772	\$ 5736.42
2219	Sell	03.02.2016 22:30:00	130.788	1.8	04.02.2016 00:45:00	130.781	\$ -2298.38
2218	Sell	03.02.2016 22:20:00	130.739	1.82	04.02.2016 00:45:00	130.787	\$ -12333.1
2217	Sell	03.02.2016 22:10:00	130.723	1.83	04.02.2016 00:45:00	130.768	\$ -11851.57
2221	Sell	04.02.2016 02:00:00	131.076	1.82	04.02.2016 02:07:00	130.979	\$ 15268.36
2225	Sell	08.02.2016 22:15:00	129.38	1.8	09.02.2016 00:50:00	129.492	\$ -22890.29
2224	Sell	08.02.2016 22:00:00	129.356	1.81	09.02.2016 00:50:00	129.491	\$ -27179.94
2223	Sell	08.02.2016 21:55:00	129.31	1.83	09.02.2016 00:50:00	129.484	\$ -34616.35
2222	Sell	08.02.2016 21:50:00	129.259	1.85	09.02.2016 00:50:00	129.498	\$ -47018.73
2226	Buy	10.02.2016 02:30:00	129.788	1.81	10.02.2016 04:15:00	129.873	\$ 13036.02
2227	Sell	10.02.2016 21:30:00	128.405	1.83	10.02.2016 22:15:00	128.054	\$ 61883.04
2228	Sell	11.02.2016 00:40:00	128.082	1.85	11.02.2016 01:45:00	127.928	\$ 26120.32
2229	Sell	11.02.2016 22:00:00	127.288	1.87	11.02.2016 23:15:00	127.261	\$ 2668.81
2230	Sell	11.02.2016 22:40:00	127.32	1.85	11.02.2016 23:15:00	127.269	\$ 7079.65
2231	Sell	11.02.2016 22:45:00	127.379	1.83	11.02.2016 23:15:00	127.252	\$ 20910.07
2232	Buy	12.02.2016 02:30:00	127.046	1.88	12.02.2016 02:46:00	127.134	\$ 14155.42
2236	Sell	16.02.2016 23:30:00	127.039	1.83	17.02.2016 03:20:00	127.053	\$ -5294.96
2235	Sell	16.02.2016 23:05:00	126.982	1.85	17.02.2016 03:20:00	127.05	\$ -15341.88
2234	Sell	16.02.2016 23:00:00	126.97	1.87	17.02.2016 03:20:00	127.063	\$ -20182.5
2233	Sell	16.02.2016 21:25:00	126.924	1.89	17.02.2016 03:20:00	127.051	\$ -26823.5
2240	Buy	17.02.2016 21:40:00	126.77	1.82	17.02.2016 23:50:00	126.899	\$ 21170.75
2239	Buy	17.02.2016 21:35:00	126.829	1.84	17.02.2016 23:50:00	126.895	\$ 9810.33

2238	Buy	17.02.2016 21:30:00	126.862	1.85	17.02.2016 23:50:00	126.899	\$ 4498.15
2237	Buy	17.02.2016 21:25:00	126.898	1.87	17.02.2016 23:50:00	126.894	\$ -3120.88
2243	Sell	18.02.2016 01:40:00	127.121	1.84	18.02.2016 02:35:00	126.913	\$ 35932.92
2242	Sell	18.02.2016 01:35:00	127.107	1.86	18.02.2016 02:35:00	126.914	\$ 33533.57
2241	Sell	18.02.2016 01:30:00	127.056	1.88	18.02.2016 02:35:00	126.904	\$ 26187.2
2246	Sell	19.02.2016 01:35:00	125.92	1.89	19.02.2016 02:05:00	125.713	\$ 36742.87
2245	Sell	19.02.2016 01:25:00	125.914	1.9	19.02.2016 02:05:00	125.726	\$ 33327.42
2244	Sell	19.02.2016 01:00:00	125.906	1.92	19.02.2016 02:05:00	125.715	\$ 34254.72
2250	Sell	24.02.2016 22:15:00	123.145	1.93	25.02.2016 01:05:00	123.365	\$ -46128.06
2249	Sell	24.02.2016 22:10:00	123.12	1.95	25.02.2016 01:05:00	123.359	\$ -50310.29
2248	Sell	24.02.2016 21:30:00	123.055	1.98	25.02.2016 01:05:00	123.354	\$ -62963.05
2247	Sell	24.02.2016 21:25:00	123.02	1.99	25.02.2016 01:05:00	123.357	\$ -70842.51
2251	Buy	26.02.2016 01:00:00	124.433	1.91	26.02.2016 01:50:00	124.557	\$ 21307.5
2253	Buy	01.03.2016 23:00:00	123.738	1.91	02.03.2016 00:05:00	123.969	\$ 40892.34
2252	Buy	01.03.2016 22:30:00	123.759	1.92	02.03.2016 00:05:00	123.97	\$ 37266.12
2254	Buy	02.03.2016 02:05:00	123.849	1.94	02.03.2016 03:18:00	123.952	\$ 17579.52
2255	Buy	02.03.2016 02:10:00	123.82	1.93	02.03.2016 03:18:00	123.956	\$ 23858.43
2256	Buy	02.03.2016 02:15:00	123.765	1.91	02.03.2016 03:18:00	123.953	\$ 33543.97
2257	Buy	02.03.2016 02:20:00	123.722	1.89	02.03.2016 03:18:00	123.964	\$ 43399.65
2258	Buy	02.03.2016 21:25:00	123.19	1.99	02.03.2016 23:55:00	123.296	\$ 18642.64
2261	Sell	03.03.2016 00:45:00	123.447	1.95	03.03.2016 02:17:00	123.419	\$ 3052.86
2262	Sell	03.03.2016 00:50:00	123.484	1.93	03.03.2016 02:17:00	123.413	\$ 11319.8
2259	Sell	03.03.2016 00:00:00	123.334	1.99	03.03.2016 10:05:00	124.016	\$ -138172.27
2260	Sell	03.03.2016 00:10:00	123.368	1.97	03.03.2016 10:15:00	123.849	\$ -97187.23
2263	Sell	03.03.2016 02:30:00	123.487	1.95	03.03.2016 10:50:00	123.741	\$ -51938.02
2266	Buy	04.03.2016 02:10:00	124.352	1.86	04.03.2016 07:25:00	124.53	\$ 30795.11
2265	Buy	04.03.2016 02:05:00	124.391	1.88	04.03.2016 07:25:00	124.532	\$ 24169.47
2264	Buy	04.03.2016 02:00:00	124.448	1.9	04.03.2016 07:25:00	124.522	\$ 11695.54
2270	Buy	07.03.2016 00:30:00	125.059	1.85	07.03.2016 01:21:00	125.122	\$ 9341.28
2271	Buy	07.03.2016 02:05:00	125.004	1.84	07.03.2016 06:40:00	125.029	\$ 2300.09
2269	Buy	07.03.2016 00:20:00	125.101	1.87	07.03.2016 06:40:00	125.035	\$ -14681.26
2268	Buy	07.03.2016 00:15:00	125.144	1.89	07.03.2016 06:40:00	125.036	\$ -22777.03
2267	Buy	07.03.2016 00:00:00	125.196	1.9	07.03.2016 06:40:00	125.024	\$ -35058.65
2272	Buy	08.03.2016 02:30:00	124.659	1.89	08.03.2016 05:40:00	124.576	\$ -18043.21
2276	Buy	10.03.2016 01:30:00	124.528	1.84	10.03.2016 03:20:00	124.615	\$ 13716.83
2275	Buy	10.03.2016 01:25:00	124.56	1.86	10.03.2016 03:20:00	124.617	\$ 8285.31
2274	Buy	10.03.2016 00:40:00	124.578	1.87	10.03.2016 03:20:00	124.625	\$ 6459.28
2273	Buy	10.03.2016 00:00:00	124.644	1.89	10.03.2016 03:20:00	124.627	\$ -5568.7
2277	Buy	11.03.2016 01:15:00	126.394	1.87	11.03.2016 02:46:00	126.48	\$ 13718.6
2278	Buy	11.03.2016 01:20:00	126.361	1.86	11.03.2016 02:46:00	126.478	\$ 19411.67
2279	Buy	11.03.2016 01:25:00	126.316	1.84	11.03.2016 02:46:00	126.476	\$ 27115.68
2280	Buy	11.03.2016 01:30:00	126.297	1.82	11.03.2016 02:46:00	126.476	\$ 30279.56
2284	Sell	14.03.2016 22:40:00	126.353	1.84	15.03.2016 02:50:00	126.31	\$ 5176.8
2283	Sell	14.03.2016 22:35:00	126.314	1.86	15.03.2016 02:50:00	126.316	\$ -3136.33
2282	Sell	14.03.2016 22:15:00	126.29	1.88	15.03.2016 02:50:00	126.32	\$ -8433.59
2281	Sell	14.03.2016 22:00:00	126.269	1.9	15.03.2016 02:50:00	126.328	\$ -14032.93
2288	Sell	15.03.2016 22:30:00	125.665	1.85	16.03.2016 02:45:00	125.659	\$ -1627.35
2287	Sell	15.03.2016 22:15:00	125.649	1.87	16.03.2016 02:45:00	125.651	\$ -3140.63
2286	Sell	15.03.2016 21:50:00	125.623	1.89	16.03.2016 02:45:00	125.646	\$ -7142.97
2285	Sell	15.03.2016 21:35:00	125.61	1.9	16.03.2016 02:45:00	125.652	\$ -10790.46
2289	Sell	22.03.2016 21:30:00	126.087	1.89	23.03.2016 00:59:00	126.066	\$ 1164.5
2291	Buy	23.03.2016 22:05:00	125.65	1.88	23.03.2016 23:50:00	125.71	\$ 8917.72
2290	Buy	23.03.2016 22:00:00	125.671	1.89	23.03.2016 23:50:00	125.726	\$ 8019.84
2293	Sell	24.03.2016 21:35:00	126.102	1.88	25.03.2016 01:50:00	126.068	\$ 3602.02
2292	Sell	24.03.2016 21:25:00	126.079	1.89	25.03.2016 01:50:00	126.056	\$ 1542.64
2294	Sell	04.04.2016 02:00:00	127.314	1.88	04.04.2016 03:05:00	127.203	\$ 18474.55
2296	Sell	05.04.2016 21:55:00	125.8	1.89	06.04.2016 02:40:00	125.504	\$ 53144.87
2295	Sell	05.04.2016 21:35:00	125.758	1.9	06.04.2016 02:40:00	125.517	\$ 42976.8
2299	Sell	07.04.2016 22:35:00	123.34	1.93	07.04.2016 23:45:00	123.166	\$ 31201.36
2298	Sell	07.04.2016 22:10:00	123.305	1.95	07.04.2016 23:45:00	123.16	\$ 25870.32

2297	Sell	07.04.2016 22:05:00	123.21	1.97	07.04.2016 23:45:00	123.162	\$ 7028.53
2301	Sell	08.04.2016 02:15:00	123.23	1.97	08.04.2016 09:05:00	123.545	\$ -64482.63
2300	Sell	08.04.2016 02:00:00	123.211	1.99	08.04.2016 09:05:00	123.55	\$ -69912.8
2302	Buy	11.04.2016 00:01:00	123.252	1.95	11.04.2016 01:35:00	123.386	\$ 23726.47
2304	Sell	11.04.2016 02:20:00	123.504	1.94	11.04.2016 02:53:00	123.467	\$ 4781.79
2303	Sell	11.04.2016 02:00:00	123.469	1.95	11.04.2016 03:10:00	123.336	\$ 23527.47
2305	Buy	11.04.2016 22:30:00	123.074	1.97	11.04.2016 23:59:00	123.09	\$ 727.32
2308	Buy	18.04.2016 23:00:00	123.017	1.94	19.04.2016 02:20:00	123.183	\$ 28938.55
2307	Buy	18.04.2016 22:30:00	123.04	1.95	19.04.2016 02:20:00	123.183	\$ 24602.43
2306	Buy	18.04.2016 22:00:00	123.091	1.97	19.04.2016 02:20:00	123.185	\$ 15200.54
2311	Buy	19.04.2016 23:20:00	123.994	1.94	20.04.2016 00:30:00	124.12	\$ 21159.83
2310	Buy	19.04.2016 23:10:00	124.026	1.96	20.04.2016 00:30:00	124.118	\$ 14713.35
2309	Buy	19.04.2016 23:00:00	124.051	1.97	20.04.2016 00:30:00	124.117	\$ 9665.88
2314	Buy	25.04.2016 02:30:00	125.244	1.93	25.04.2016 06:50:00	125.105	\$ -29244.05
2313	Buy	25.04.2016 02:05:00	125.253	1.95	25.04.2016 06:50:00	125.104	\$ -31497.51
2312	Buy	25.04.2016 02:00:00	125.319	1.97	25.04.2016 06:50:00	125.114	\$ -42853.55
2315	Buy	26.04.2016 21:30:00	125.69	1.93	26.04.2016 23:40:00	125.832	\$ 24980.22
2317	Sell	29.04.2016 01:45:00	122.832	1.97	29.04.2016 03:40:00	122.629	\$ 37571.35
2316	Sell	29.04.2016 01:35:00	122.805	1.98	29.04.2016 03:40:00	122.637	\$ 30832.56
2318	Sell	02.05.2016 01:30:00	122.197	2.01	02.05.2016 02:41:00	122.005	\$ 36135.58
2319	Sell	02.05.2016 01:35:00	122.276	1.99	02.05.2016 02:41:00	122.006	\$ 51296.75
2322	Sell	04.05.2016 00:40:00	123.188	1.94	04.05.2016 00:45:00	123.166	\$ 1878.19
2323	Sell	04.05.2016 00:50:00	123.026	1.96	04.05.2016 01:32:00	122.803	\$ 41296.83
2324	Sell	04.05.2016 00:55:00	123.086	1.93	04.05.2016 01:32:00	122.806	\$ 51664.21
2321	Sell	04.05.2016 00:35:00	122.767	2.01	04.05.2016 02:40:00	122.724	\$ 6175.52
2320	Sell	04.05.2016 00:30:00	122.73	2.03	04.05.2016 02:46:00	122.713	\$ 959.38
2327	Buy	04.05.2016 23:00:00	122.864	2.02	04.05.2016 23:59:00	122.879	\$ 548.37
2326	Buy	04.05.2016 22:55:00	122.874	2.04	05.05.2016 03:10:00	122.905	\$ 1044.85
2325	Buy	04.05.2016 22:35:00	122.908	2.05	05.05.2016 03:10:00	122.922	\$ -2435.73
2328	Sell	09.05.2016 02:30:00	122.355	2.06	09.05.2016 03:10:00	122.309	\$ 6955.4
2332	Buy	09.05.2016 23:25:00	123.343	2.0	10.05.2016 00:35:00	123.412	\$ 10427.3
2331	Buy	09.05.2016 23:00:00	123.353	2.01	10.05.2016 00:35:00	123.406	\$ 7263.05
2330	Buy	09.05.2016 22:55:00	123.38	2.03	10.05.2016 00:35:00	123.419	\$ 4492.78
2329	Buy	09.05.2016 22:45:00	123.408	2.05	10.05.2016 00:35:00	123.421	\$ -793.33
2333	Sell	16.05.2016 02:30:00	122.898	2.06	16.05.2016 07:45:00	123.077	\$ -39405.76
2334	Buy	18.05.2016 21:30:00	123.323	2.04	19.05.2016 00:01:00	123.575	\$ 46119.83
2338	Sell	30.05.2016 01:55:00	123.072	1.98	30.05.2016 03:55:00	122.937	\$ 24293.11
2337	Sell	30.05.2016 01:50:00	122.977	2.02	30.05.2016 03:55:00	122.932	\$ 6606.01
2336	Sell	30.05.2016 01:45:00	122.874	2.05	30.05.2016 03:55:00	122.951	\$ -18303.77
2335	Sell	30.05.2016 01:40:00	122.83	2.07	30.05.2016 03:55:00	122.933	\$ -23863.64
2339	Buy	31.05.2016 02:00:00	123.621	2.05	31.05.2016 04:10:00	123.696	\$ 12840.83
2340	Sell	01.06.2016 22:30:00	122.57	2.07	02.06.2016 00:55:00	122.436	\$ 23815.74
2343	Sell	02.06.2016 23:50:00	121.444	2.06	03.06.2016 01:05:00	121.314	\$ 23818.71
2342	Sell	02.06.2016 23:45:00	121.434	2.08	03.06.2016 01:05:00	121.301	\$ 24674.23
2341	Sell	02.06.2016 23:35:00	121.423	2.1	03.06.2016 01:05:00	121.317	\$ 19241.73
2345	Sell	06.06.2016 01:35:00	121.221	2.1	06.06.2016 02:25:00	120.956	\$ 53104.21
2344	Sell	06.06.2016 01:30:00	121.193	2.12	06.06.2016 02:25:00	120.948	\$ 49370.77
2349	Sell	09.06.2016 21:50:00	121.02	2.1	10.06.2016 00:45:00	121.063	\$ -12039.76
2348	Sell	09.06.2016 21:45:00	121.002	2.11	10.06.2016 00:45:00	121.062	\$ -15683.9
2347	Sell	09.06.2016 21:40:00	120.989	2.13	10.06.2016 00:45:00	121.069	\$ -20091.93
2346	Sell	09.06.2016 21:25:00	120.919	2.16	10.06.2016 00:45:00	121.069	\$ -35493.49
2350	Buy	14.06.2016 01:00:00	119.795	2.15	14.06.2016 03:10:00	119.99	\$ 39349.34
2353	Sell	14.06.2016 23:35:00	118.966	2.14	15.06.2016 00:05:00	118.803	\$ 31858.74
2352	Sell	14.06.2016 23:05:00	118.954	2.16	15.06.2016 00:05:00	118.808	\$ 28484.85
2351	Sell	14.06.2016 23:00:00	118.939	2.18	15.06.2016 00:05:00	118.803	\$ 26568.97
2354	Buy	16.06.2016 01:30:00	119.179	2.2	16.06.2016 05:46:00	117.886	\$ -287082.09
2358	Sell	17.06.2016 01:15:00	117.209	2.1	17.06.2016 06:40:00	117.614	\$ -87511.35
2357	Sell	17.06.2016 01:10:00	117.183	2.12	17.06.2016 06:40:00	117.632	\$ -97672.41
2356	Sell	17.06.2016 01:05:00	117.167	2.13	17.06.2016 06:40:00	117.633	\$ -101753.93
2355	Sell	17.06.2016 01:00:00	117.162	2.15	17.06.2016 06:40:00	117.625	\$ -102063.94

2359	Sell	20.06.2016 00:30:00	118.612	2.01	20.06.2016 01:00:00	118.594	\$ 1233.94
2361	Buy	20.06.2016 21:35:00	117.513	2.01	20.06.2016 22:37:00	117.537	\$ 2462.03
2362	Buy	20.06.2016 21:40:00	117.495	1.99	20.06.2016 22:37:00	117.55	\$ 8606.81
2360	Buy	20.06.2016 21:30:00	117.572	2.03	21.06.2016 04:10:00	117.793	\$ 41556.9
2363	Buy	22.06.2016 00:00:00	117.745	2.04	22.06.2016 01:35:00	117.779	\$ 4534.04
2364	Buy	22.06.2016 23:30:00	117.93	2.04	23.06.2016 00:05:00	118.191	\$ 48065.93
2365	Buy	23.06.2016 22:25:00	120.043	2.02	23.06.2016 22:50:00	120.213	\$ 31915.13
2367	Buy	24.06.2016 02:05:00	120.197	1.98	24.06.2016 02:16:00	120.37	\$ 31874.18
2366	Buy	24.06.2016 02:00:00	120.649	2.02	24.06.2016 02:17:00	119.347	\$ -265441.09
2368	Buy	24.06.2016 02:20:00	118.393	1.99	24.06.2016 02:25:00	118.769	\$ 72467.9
2369	Buy	24.06.2016 02:30:00	118.889	2.0	24.06.2016 02:40:00	119.136	\$ 47022.34
2370	Sell	27.06.2016 02:00:00	113.24	2.11	27.06.2016 02:27:00	112.853	\$ 79267.74
2371	Sell	27.06.2016 21:40:00	112.396	2.15	27.06.2016 22:11:00	112.311	\$ 15858.64
2374	Sell	27.06.2016 23:40:00	112.556	2.11	28.06.2016 00:30:00	112.319	\$ 47161.5
2373	Sell	27.06.2016 23:15:00	112.507	2.14	28.06.2016 00:30:00	112.327	\$ 35635.09
2372	Sell	27.06.2016 22:50:00	112.475	2.16	28.06.2016 00:30:00	112.33	\$ 28408.99
2378	Sell	30.06.2016 21:55:00	114.371	2.09	01.07.2016 01:40:00	114.518	\$ -33579.55
2377	Sell	30.06.2016 21:45:00	114.356	2.11	01.07.2016 01:40:00	114.519	\$ -37276.72
2376	Sell	30.06.2016 21:35:00	114.3	2.14	01.07.2016 01:40:00	114.514	\$ -48719.33
2375	Sell	30.06.2016 21:30:00	114.276	2.16	01.07.2016 01:40:00	114.516	\$ -54789.96
2380	Sell	05.07.2016 23:50:00	112.68	2.12	06.07.2016 00:50:00	112.546	\$ 25546.49
2379	Sell	05.07.2016 23:30:00	112.637	2.13	06.07.2016 00:50:00	112.535	\$ 18851.67
2383	Sell	06.07.2016 22:00:00	112.611	2.1	06.07.2016 22:57:00	112.51	\$ 18845.17
2382	Sell	06.07.2016 21:45:00	112.505	2.13	07.07.2016 01:25:00	112.353	\$ 28554.48
2381	Sell	06.07.2016 21:40:00	112.484	2.15	07.07.2016 01:25:00	112.347	\$ 25598.05
2387	Buy	07.07.2016 02:30:00	112.025	2.08	07.07.2016 03:05:00	112.133	\$ 20134.09
2386	Buy	07.07.2016 01:45:00	112.138	2.12	07.07.2016 03:29:00	112.167	\$ 3770.78
2385	Buy	07.07.2016 01:40:00	112.318	2.16	07.07.2016 07:10:00	112.071	\$ -55777.94
2384	Buy	07.07.2016 01:30:00	112.355	2.18	07.07.2016 07:10:00	112.071	\$ -64361.36
2388	Sell	07.07.2016 23:30:00	111.566	2.16	08.07.2016 01:40:00	111.414	\$ 29940.54
2389	Sell	11.07.2016 01:30:00	111.356	2.17	11.07.2016 03:07:00	111.313	\$ 6914.53
2390	Buy	11.07.2016 22:05:00	113.597	2.13	12.07.2016 00:02:00	113.644	\$ 6626.32
2394	Buy	12.07.2016 02:25:00	113.491	2.08	12.07.2016 04:00:00	113.742	\$ 49847.22
2393	Buy	12.07.2016 02:20:00	113.532	2.1	12.07.2016 04:00:00	113.755	\$ 44445.79
2392	Buy	12.07.2016 01:25:00	113.554	2.12	12.07.2016 04:00:00	113.741	\$ 37236.51
2391	Buy	12.07.2016 01:15:00	113.622	2.14	12.07.2016 04:00:00	113.757	\$ 26458.66
2398	Buy	12.07.2016 22:10:00	115.911	2.07	13.07.2016 02:25:00	115.961	\$ 7013.14
2397	Buy	12.07.2016 22:05:00	115.965	2.1	13.07.2016 02:25:00	115.953	\$ -5906.48
2396	Buy	12.07.2016 22:00:00	115.989	2.12	13.07.2016 02:25:00	115.962	\$ -9143.35
2395	Buy	12.07.2016 21:50:00	116.055	2.14	13.07.2016 02:25:00	115.955	\$ -24853.06
2399	Buy	14.07.2016 02:00:00	115.524	2.14	14.07.2016 03:24:00	115.579	\$ 9297.66
2400	Buy	14.07.2016 02:30:00	115.494	2.12	14.07.2016 03:24:00	115.569	\$ 13451.44
2401	Buy	14.07.2016 23:00:00	117.104	2.12	14.07.2016 23:59:00	117.123	\$ 1545.63
2405	Buy	15.07.2016 01:15:00	117.014	2.06	15.07.2016 03:45:00	117.281	\$ 52591.76
2404	Buy	15.07.2016 01:10:00	117.028	2.08	15.07.2016 03:45:00	117.278	\$ 49565.9
2403	Buy	15.07.2016 01:00:00	117.072	2.1	15.07.2016 03:45:00	117.276	\$ 40381.4
2402	Buy	15.07.2016 00:00:00	117.096	2.12	15.07.2016 03:45:00	117.278	\$ 36101.44
2409	Sell	18.07.2016 01:25:00	117.072	2.03	18.07.2016 02:13:00	116.754	\$ 62177.42
2408	Sell	18.07.2016 01:20:00	116.615	2.14	18.07.2016 02:55:00	116.47	\$ 28534.31
2407	Sell	18.07.2016 01:15:00	116.604	2.16	18.07.2016 02:55:00	116.469	\$ 26641.16
2406	Sell	18.07.2016 00:30:00	116.522	2.18	18.07.2016 02:55:00	116.464	\$ 10103.56
2410	Sell	19.07.2016 23:00:00	116.955	2.21	20.07.2016 00:45:00	116.833	\$ 23884.44
2412	Sell	22.07.2016 00:40:00	116.775	2.2	22.07.2016 02:46:00	116.697	\$ 14591.08
2413	Sell	22.07.2016 00:45:00	116.947	2.16	22.07.2016 02:46:00	116.713	\$ 48017.82
2414	Sell	22.07.2016 00:50:00	117.031	2.12	22.07.2016 02:46:00	116.706	\$ 66418.69
2411	Sell	21.07.2016 23:55:00	116.67	2.22	22.07.2016 04:05:00	116.499	\$ 34876.89
2415	Sell	25.07.2016 01:50:00	116.685	2.27	25.07.2016 06:35:00	116.675	\$ -378.64
2416	Sell	27.07.2016 02:30:00	115.168	2.3	27.07.2016 06:05:00	116.458	\$ -299348.91
2417	Buy	28.07.2016 02:00:00	116.283	2.19	28.07.2016 02:30:00	116.343	\$ 10593.56
2421	Sell	28.07.2016 21:45:00	116.812	2.11	28.07.2016 22:46:00	116.794	\$ 1333.18

2420	Sell	28.07.2016 21:40:00	116.778	2.14	28.07.2016 23:26:00	116.754	\$ 2636.82
2419	Sell	28.07.2016 21:30:00	116.729	2.16	28.07.2016 23:35:00	116.612	\$ 22750.61
2418	Sell	28.07.2016 21:25:00	116.625	2.19	28.07.2016 23:35:00	116.611	\$ 511.98
2425	Sell	01.08.2016 01:15:00	114.369	2.16	01.08.2016 02:31:00	114.341	\$ 3577.37
2424	Sell	01.08.2016 01:10:00	114.274	2.2	01.08.2016 07:45:00	114.402	\$ -30674.07
2423	Sell	01.08.2016 01:05:00	114.26	2.22	01.08.2016 07:45:00	114.392	\$ -31840.55
2422	Sell	01.08.2016 01:00:00	114.223	2.24	01.08.2016 07:45:00	114.398	\$ -41758.77
2429	Sell	03.08.2016 02:20:00	113.408	2.16	03.08.2016 06:45:00	113.274	\$ 26494.41
2428	Sell	03.08.2016 01:55:00	113.366	2.19	03.08.2016 06:45:00	113.271	\$ 18322.39
2427	Sell	03.08.2016 01:45:00	113.341	2.21	03.08.2016 06:45:00	113.275	\$ 12081.21
2426	Sell	03.08.2016 01:05:00	113.3	2.23	03.08.2016 06:45:00	113.281	\$ 1710.52
2430	Buy	08.08.2016 21:30:00	113.481	2.24	09.08.2016 00:00:00	113.572	\$ 16827.51
2432	Sell	11.08.2016 21:30:00	113.666	2.23	11.08.2016 23:00:00	113.481	\$ 38720.14
2431	Sell	11.08.2016 21:25:00	113.652	2.24	11.08.2016 23:00:00	113.489	\$ 33966.31
2433	Sell	15.08.2016 02:30:00	113.093	2.28	15.08.2016 07:00:00	112.992	\$ 20449.18
2434	Sell	22.08.2016 00:30:00	113.959	2.27	22.08.2016 02:05:00	113.523	\$ 96385.11
2435	Buy	31.08.2016 00:00:00	114.725	2.28	31.08.2016 01:55:00	114.79	\$ 12204.22
2436	Buy	05.09.2016 00:00:00	116.141	2.26	05.09.2016 01:50:00	116.127	\$ -5788.61
2437	Buy	12.09.2016 02:00:00	115.029	2.28	12.09.2016 02:49:00	115.125	\$ 19265.48
2439	Sell	13.09.2016 01:05:00	114.573	2.27	13.09.2016 02:50:00	114.432	\$ 29406.33
2438	Sell	13.09.2016 01:00:00	114.515	2.29	13.09.2016 02:50:00	114.419	\$ 19361.77
2441	Buy	14.09.2016 01:50:00	114.943	2.28	14.09.2016 03:10:00	115.1	\$ 33175.23
2440	Buy	14.09.2016 01:30:00	114.963	2.3	14.09.2016 03:10:00	115.098	\$ 28405.76
2442	Buy	15.09.2016 21:25:00	114.78	2.32	15.09.2016 22:15:00	114.941	\$ 34688.92
2443	Sell	19.09.2016 02:30:00	114.189	2.34	19.09.2016 03:40:00	114.045	\$ 31023.95
2444	Sell	21.09.2016 23:10:00	112.451	2.39	21.09.2016 23:40:00	112.278	\$ 38659.21
2448	Buy	22.09.2016 23:05:00	112.926	2.33	23.09.2016 00:40:00	112.98	\$ 8895.38
2447	Buy	22.09.2016 22:45:00	112.945	2.35	23.09.2016 00:40:00	112.969	\$ 1921.45
2446	Buy	22.09.2016 22:05:00	112.975	2.37	23.09.2016 00:40:00	112.972	\$ -4461.93
2445	Buy	22.09.2016 22:00:00	113.015	2.39	23.09.2016 00:40:00	112.987	\$ -10475.75
2449	Buy	26.09.2016 00:02:00	113.413	2.38	26.09.2016 05:45:00	113.369	\$ -13171.28
2450	Sell	30.09.2016 02:00:00	113.571	2.37	30.09.2016 03:20:00	113.42	\$ 33095.39
2451	Sell	04.10.2016 02:30:00	114.139	2.37	04.10.2016 08:15:00	114.305	\$ -42046.93
2452	Buy	06.10.2016 00:00:00	115.965	2.32	06.10.2016 08:05:00	115.944	\$ -7562.39
2453	Buy	10.10.2016 22:30:00	115.419	2.33	11.10.2016 00:35:00	115.436	\$ 216.48
2456	Sell	12.10.2016 00:50:00	114.471	2.31	12.10.2016 02:05:00	114.353	\$ 24613.67
2455	Sell	12.10.2016 00:35:00	114.427	2.33	12.10.2016 02:05:00	114.356	\$ 13876.78
2454	Sell	11.10.2016 23:00:00	114.386	2.35	12.10.2016 02:05:00	114.351	\$ 5012.67
2460	Buy	12.10.2016 23:30:00	114.737	2.29	13.10.2016 01:15:00	114.807	\$ 10290.23
2459	Buy	12.10.2016 22:30:00	114.79	2.32	13.10.2016 01:15:00	114.813	\$ -480.17
2458	Buy	12.10.2016 22:25:00	114.828	2.34	13.10.2016 01:15:00	114.808	\$ -10546.94
2457	Buy	12.10.2016 22:00:00	114.849	2.36	13.10.2016 01:15:00	114.802	\$ -17009.63
2461	Sell	13.10.2016 22:00:00	114.533	2.36	14.10.2016 01:10:00	114.554	\$ -8185.16
2465	Sell	19.10.2016 22:20:00	113.471	2.31	20.10.2016 06:05:00	113.591	\$ -31886.41
2464	Sell	19.10.2016 22:15:00	113.436	2.33	20.10.2016 06:05:00	113.599	\$ -42181.02
2463	Sell	19.10.2016 21:45:00	113.405	2.36	20.10.2016 06:05:00	113.6	\$ -50275.13
2462	Sell	19.10.2016 21:40:00	113.38	2.38	20.10.2016 06:05:00	113.607	\$ -58316.97
2466	Sell	24.10.2016 01:30:00	113.129	2.33	24.10.2016 03:05:00	113.031	\$ 20197.95
2467	Buy	27.10.2016 23:30:00	114.635	2.3	28.10.2016 01:20:00	114.75	\$ 22771.61
2468	Buy	31.10.2016 00:30:00	114.786	2.31	31.10.2016 00:43:00	114.855	\$ 13287.51
2469	Buy	01.11.2016 21:25:00	114.914	2.31	01.11.2016 21:52:00	114.96	\$ 7971.56
2472	Buy	09.11.2016 02:15:00	115.508	2.23	09.11.2016 02:21:00	115.574	\$ 12142.22
2471	Buy	09.11.2016 01:05:00	115.687	2.27	09.11.2016 03:00:00	115.851	\$ 34602.06
2470	Buy	09.11.2016 01:00:00	115.771	2.29	09.11.2016 03:00:00	115.858	\$ 17272.12
2475	Sell	09.11.2016 22:20:00	115.797	2.27	09.11.2016 23:50:00	115.343	\$ 100429.25
2474	Sell	09.11.2016 22:15:00	115.721	2.29	09.11.2016 23:50:00	115.336	\$ 85514.69
2473	Sell	09.11.2016 22:00:00	115.714	2.31	09.11.2016 23:50:00	115.333	\$ 85338.05
2476	Buy	11.11.2016 00:30:00	116.121	2.39	11.11.2016 01:49:00	116.335	\$ 48370.61
2479	Buy	15.11.2016 02:30:00	116.111	2.35	15.11.2016 02:46:00	116.121	\$ -378.56
2478	Buy	15.11.2016 01:55:00	116.234	2.38	15.11.2016 04:30:00	116.32	\$ 17701.7

2477	Buy	15.11.2016 01:30:00	116.245	2.4	15.11.2016 04:30:00	116.323	\$ 15930.26
2481	Buy	16.11.2016 02:20:00	116.848	2.38	16.11.2016 02:55:00	117.108	\$ 59098.99
2480	Buy	16.11.2016 02:00:00	116.89	2.4	16.11.2016 02:55:00	117.097	\$ 46874.59
2482	Buy	18.11.2016 02:30:00	116.888	2.43	18.11.2016 03:45:00	117.032	\$ 32151.5
2483	Sell	21.11.2016 00:30:00	117.577	2.42	21.11.2016 01:11:00	117.545	\$ 4898.56
2484	Sell	21.11.2016 00:35:00	117.597	2.4	21.11.2016 01:11:00	117.527	\$ 13977.55
2485	Buy	22.11.2016 00:30:00	117.632	2.43	22.11.2016 01:12:00	117.747	\$ 25086.57
2486	Buy	22.11.2016 02:30:00	117.55	2.44	22.11.2016 04:50:00	117.766	\$ 49835.95
2489	Buy	24.11.2016 00:20:00	118.621	2.38	24.11.2016 01:35:00	118.802	\$ 40255.08
2488	Buy	23.11.2016 23:35:00	118.676	2.41	24.11.2016 01:35:00	118.796	\$ 22784.67
2487	Buy	23.11.2016 23:30:00	118.697	2.43	24.11.2016 01:35:00	118.799	\$ 18599.49
2491	Buy	25.11.2016 00:05:00	119.503	2.41	25.11.2016 02:10:00	119.705	\$ 45801.81
2490	Buy	24.11.2016 23:30:00	119.58	2.43	25.11.2016 02:10:00	119.69	\$ 22723.59
2493	Buy	29.11.2016 21:50:00	119.592	2.43	29.11.2016 23:05:00	119.691	\$ 21151.04
2492	Buy	29.11.2016 21:30:00	119.617	2.45	29.11.2016 23:05:00	119.692	\$ 15444.24
2494	Buy	30.11.2016 02:30:00	119.571	2.46	30.11.2016 05:20:00	119.869	\$ 70366.45
2498	Buy	01.12.2016 22:00:00	121.386	2.38	01.12.2016 22:36:00	121.419	\$ 4964.82
2497	Buy	01.12.2016 21:50:00	121.425	2.41	01.12.2016 23:05:00	121.586	\$ 35874.9
2496	Buy	01.12.2016 21:45:00	121.446	2.43	01.12.2016 23:05:00	121.583	\$ 30340.15
2495	Buy	01.12.2016 21:30:00	121.453	2.45	01.12.2016 23:05:00	121.588	\$ 30099.65
2501	Buy	02.12.2016 02:30:00	121.315	2.43	02.12.2016 03:55:00	121.454	\$ 30828.92
2500	Buy	02.12.2016 02:10:00	121.337	2.45	02.12.2016 03:55:00	121.446	\$ 23732.44
2499	Buy	02.12.2016 02:00:00	121.45	2.48	02.12.2016 03:55:00	121.435	\$ -6732.16
2502	Sell	06.12.2016 22:00:00	122.255	2.47	07.12.2016 00:00:00	122.178	\$ 15448.47
2505	Sell	07.12.2016 21:50:00	122.509	2.43	07.12.2016 23:20:00	122.378	\$ 28855.93
2504	Sell	07.12.2016 21:35:00	122.492	2.45	07.12.2016 23:20:00	122.397	\$ 20273.68
2503	Sell	07.12.2016 21:30:00	122.487	2.47	07.12.2016 23:20:00	122.393	\$ 20192.65
2506	Sell	09.12.2016 01:00:00	121.11	2.52	09.12.2016 11:00:00	121.554	\$ -114940.25
2509	Sell	09.12.2016 02:15:00	121.211	2.45	09.12.2016 11:05:00	121.464	\$ -64954.52
2508	Sell	09.12.2016 01:15:00	121.161	2.48	09.12.2016 11:05:00	121.461	\$ -77404.69
2507	Sell	09.12.2016 01:05:00	121.138	2.5	09.12.2016 11:05:00	121.469	\$ -85778.48
2513	Sell	16.12.2016 00:25:00	123.198	2.3	16.12.2016 02:25:00	123.113	\$ 16716.45
2512	Sell	16.12.2016 00:20:00	123.165	2.33	16.12.2016 02:25:00	123.108	\$ 10411.4
2511	Sell	15.12.2016 23:05:00	123.053	2.36	16.12.2016 02:25:00	123.115	\$ -18062.33
2510	Sell	15.12.2016 23:00:00	123.024	2.38	16.12.2016 02:25:00	123.116	\$ -25354.83
2514	Buy	20.12.2016 21:30:00	122.303	2.39	20.12.2016 23:45:00	122.452	\$ 32687.91
2515	Buy	22.12.2016 21:30:00	122.712	2.4	23.12.2016 04:00:00	122.686	\$ -10272.43
2518	Sell	28.12.2016 23:55:00	122.074	2.37	29.12.2016 00:25:00	121.734	\$ 76101.39
2517	Sell	28.12.2016 23:50:00	122.043	2.39	29.12.2016 00:25:00	121.745	\$ 66706.05
2516	Sell	28.12.2016 23:30:00	122.036	2.41	29.12.2016 00:25:00	121.742	\$ 66300.55
2519	Sell	29.12.2016 21:30:00	122.3	2.46	30.12.2016 00:00:00	122.241	\$ 10956.57
2520	Buy	02.01.2017 01:11:00	122.852	2.45	02.01.2017 01:32:00	122.877	\$ 3115.3
2521	Sell	04.01.2017 01:30:00	122.569	2.46	04.01.2017 09:05:00	122.803	\$ -60579.44
2522	Buy	05.01.2017 02:30:00	122.804	2.44	05.01.2017 07:30:00	122.668	\$ -36180.37
2523	Buy	09.01.2017 00:00:00	123.237	2.42	09.01.2017 00:20:00	123.3	\$ 12263.91
2525	Sell	10.01.2017 01:35:00	122.853	2.41	10.01.2017 04:30:00	122.731	\$ 26441.31
2524	Sell	10.01.2017 01:30:00	122.826	2.43	10.01.2017 04:30:00	122.742	\$ 17427.04
2529	Sell	11.01.2017 22:25:00	122.15	2.38	11.01.2017 23:15:00	121.993	\$ 34458.64
2528	Sell	11.01.2017 21:45:00	122.126	2.4	11.01.2017 23:15:00	121.981	\$ 31868.69
2527	Sell	11.01.2017 21:35:00	122.027	2.44	11.01.2017 23:15:00	121.986	\$ 7026.37
2526	Sell	11.01.2017 21:30:00	122.01	2.46	11.01.2017 23:15:00	121.987	\$ 2656.31
2530	Sell	12.01.2017 00:30:00	122.22	2.48	12.01.2017 01:20:00	122.01	\$ 49048.99
2531	Sell	12.01.2017 22:00:00	121.846	2.5	12.01.2017 23:29:00	121.79	\$ 10953.67
2532	Buy	16.01.2017 00:30:00	121.429	2.51	16.01.2017 01:10:00	121.511	\$ 17534.28
2534	Buy	16.01.2017 01:35:00	121.336	2.49	16.01.2017 02:50:00	121.623	\$ 68441.53
2533	Buy	16.01.2017 01:25:00	121.4	2.52	16.01.2017 02:50:00	121.62	\$ 52380.62
2536	Buy	19.01.2017 22:10:00	122.352	2.51	19.01.2017 23:50:00	122.484	\$ 30060.91
2535	Buy	19.01.2017 22:00:00	122.37	2.53	19.01.2017 23:50:00	122.47	\$ 22204.06
2540	Buy	23.01.2017 02:00:00	121.922	2.48	23.01.2017 03:05:00	122.182	\$ 61456.41
2539	Buy	23.01.2017 01:55:00	121.952	2.51	23.01.2017 03:05:00	122.197	\$ 58433.93

2538	Buy	23.01.2017 01:45:00	121.994	2.53	23.01.2017 03:05:00	122.196	\$ 48019.75
2537	Buy	23.01.2017 01:30:00	122.004	2.55	23.01.2017 03:05:00	122.2	\$ 46868.82
2544	Sell	23.01.2017 23:00:00	121.552	2.55	23.01.2017 23:35:00	121.342	\$ 50450.19
2543	Sell	23.01.2017 22:55:00	121.531	2.58	23.01.2017 23:35:00	121.345	\$ 44852.35
2542	Sell	23.01.2017 22:45:00	121.508	2.6	23.01.2017 23:35:00	121.349	\$ 38180.45
2541	Sell	23.01.2017 22:30:00	121.474	2.63	23.01.2017 23:35:00	121.34	\$ 32047.42
2545	Sell	24.01.2017 02:30:00	121.418	2.67	24.01.2017 04:55:00	121.375	\$ 8238.85
2547	Buy	25.01.2017 23:00:00	121.726	2.64	26.01.2017 01:05:00	121.883	\$ 34646.67
2546	Buy	25.01.2017 22:30:00	121.798	2.67	26.01.2017 01:05:00	121.886	\$ 16615.65
2548	Buy	26.01.2017 23:00:00	122.219	2.67	27.01.2017 00:05:00	122.246	\$ 2736.56
2549	Buy	26.01.2017 23:05:00	122.196	2.65	27.01.2017 00:05:00	122.256	\$ 11461.2
2551	Buy	30.01.2017 01:30:00	122.887	2.64	30.01.2017 02:27:00	122.908	\$ 2299.57
2552	Buy	30.01.2017 01:35:00	122.875	2.61	30.01.2017 02:27:00	122.901	\$ 3579.07
2553	Buy	30.01.2017 01:45:00	122.827	2.59	30.01.2017 02:27:00	122.902	\$ 16243.78
2550	Buy	30.01.2017 00:30:00	122.992	2.66	30.01.2017 06:20:00	122.871	\$ -35457.61
2555	Sell	30.01.2017 21:45:00	121.626	2.66	30.01.2017 22:50:00	121.583	\$ 8202.83
2558	Sell	30.01.2017 23:15:00	121.686	2.62	31.01.2017 03:55:00	121.562	\$ 28715.75
2557	Sell	30.01.2017 23:05:00	121.662	2.64	31.01.2017 03:55:00	121.562	\$ 22599.3
2556	Sell	30.01.2017 23:00:00	121.619	2.67	31.01.2017 03:55:00	121.562	\$ 11376.47
2554	Sell	30.01.2017 21:30:00	121.589	2.69	31.01.2017 03:55:00	121.552	\$ 6082.49
2559	Buy	01.02.2017 01:00:00	121.626	2.71	01.02.2017 02:20:00	121.921	\$ 76648.83
2560	Sell	03.02.2017 02:30:00	121.503	2.73	03.02.2017 03:20:00	121.205	\$ 78036.61
2561	Sell	07.02.2017 23:00:00	120.091	2.79	08.02.2017 00:30:00	119.982	\$ 26438.15
2565	Sell	13.02.2017 01:20:00	120.893	2.7	13.02.2017 04:00:00	120.938	\$ -15413.95
2564	Sell	13.02.2017 01:05:00	120.859	2.73	13.02.2017 04:00:00	120.943	\$ -26231.34
2563	Sell	13.02.2017 00:55:00	120.823	2.76	13.02.2017 04:00:00	120.943	\$ -36454.58
2562	Sell	13.02.2017 00:30:00	120.784	2.78	13.02.2017 04:00:00	120.948	\$ -48949.77
2568	Buy	13.02.2017 21:40:00	120.407	2.71	13.02.2017 23:15:00	120.497	\$ 21126.75
2567	Buy	13.02.2017 21:35:00	120.437	2.73	13.02.2017 23:15:00	120.492	\$ 11726.91
2566	Buy	13.02.2017 21:30:00	120.465	2.75	13.02.2017 23:15:00	120.497	\$ 5487.49
2571	Sell	20.02.2017 01:20:00	120.004	2.73	20.02.2017 02:15:00	119.874	\$ 32214.08
2570	Sell	20.02.2017 00:40:00	119.98	2.75	20.02.2017 02:15:00	119.871	\$ 26675.55
2569	Sell	20.02.2017 00:30:00	119.96	2.77	20.02.2017 02:15:00	119.888	\$ 16621.3
2572	Sell	21.02.2017 02:30:00	120.253	2.79	21.02.2017 03:31:00	120.131	\$ 30682.69
2576	Sell	27.02.2017 01:20:00	118.6	2.76	27.02.2017 01:50:00	118.418	\$ 46958.45
2575	Sell	27.02.2017 00:40:00	118.582	2.78	27.02.2017 01:50:00	118.417	\$ 42573.34
2574	Sell	27.02.2017 00:35:00	118.526	2.81	27.02.2017 01:50:00	118.427	\$ 24488.42
2573	Sell	27.02.2017 00:30:00	118.487	2.84	27.02.2017 01:50:00	118.411	\$ 18218.63
2580	Sell	28.02.2017 23:05:00	119.138	2.77	01.03.2017 04:25:00	119.394	\$ -74829.69
2579	Sell	28.02.2017 22:50:00	119.042	2.81	01.03.2017 04:25:00	119.402	\$ -105131.68
2578	Sell	28.02.2017 22:35:00	118.98	2.84	01.03.2017 04:25:00	119.392	\$ -121020.55
2577	Sell	28.02.2017 22:30:00	118.964	2.87	01.03.2017 04:25:00	119.392	\$ -126890.65
2582	Buy	01.03.2017 23:00:00	119.85	2.7	01.03.2017 23:55:00	119.927	\$ 17553.91
2581	Buy	01.03.2017 22:00:00	119.877	2.72	01.03.2017 23:55:00	119.93	\$ 11155.37
2586	Buy	06.03.2017 02:15:00	120.76	2.63	06.03.2017 07:15:00	120.755	\$ -4491.2
2585	Buy	06.03.2017 02:10:00	120.817	2.66	06.03.2017 07:15:00	120.751	\$ -20769.71
2584	Buy	06.03.2017 02:05:00	120.845	2.68	06.03.2017 07:15:00	120.751	\$ -28430.32
2583	Buy	06.03.2017 02:00:00	120.894	2.71	06.03.2017 07:15:00	120.752	\$ -41758.04
2589	Buy	08.03.2017 23:05:00	120.512	2.64	09.03.2017 00:15:00	120.626	\$ 23326.67
2588	Buy	08.03.2017 22:35:00	120.552	2.66	09.03.2017 00:15:00	120.622	\$ 11798.48
2587	Buy	08.03.2017 21:25:00	120.626	2.68	09.03.2017 00:15:00	120.635	\$ -4463.0
2591	Buy	13.03.2017 00:05:00	122.47	2.63	13.03.2017 02:55:00	122.694	\$ 55691.01
2590	Buy	13.03.2017 00:01:00	122.503	2.65	13.03.2017 02:55:00	122.706	\$ 50548.67
2593	Buy	15.03.2017 21:50:00	121.416	2.67	16.03.2017 00:11:00	121.58	\$ 36917.74
2594	Buy	15.03.2017 22:25:00	121.356	2.64	16.03.2017 00:11:00	121.584	\$ 53400.36
2595	Buy	15.03.2017 22:55:00	121.339	2.62	16.03.2017 00:11:00	121.58	\$ 56402.36
2592	Buy	15.03.2017 21:45:00	121.605	2.7	16.03.2017 00:45:00	121.748	\$ 31657.2
2597	Sell	16.03.2017 01:10:00	121.876	2.72	16.03.2017 03:05:00	121.625	\$ 64957.14
2596	Sell	16.03.2017 01:00:00	121.83	2.75	16.03.2017 03:05:00	121.622	\$ 53849.78
2601	Sell	16.03.2017 22:20:00	121.927	2.69	17.03.2017 07:30:00	122.148	\$ -63328.65

2600	Sell	16.03.2017 22:10:00	121.869	2.73	17.03.2017 07:30:00	122.154	\$ -81740.73
2599	Sell	16.03.2017 22:05:00	121.804	2.76	17.03.2017 07:30:00	122.154	\$ -100577.19
2598	Sell	16.03.2017 22:00:00	121.751	2.78	17.03.2017 07:30:00	122.157	\$ -116872.7
2602	Sell	20.03.2017 01:35:00	121.091	2.69	20.03.2017 11:40:00	121.32	\$ -64858.46
2603	Sell	20.03.2017 01:40:00	121.129	2.67	20.03.2017 11:45:00	121.307	\$ -50760.01
2607	Sell	23.03.2017 01:05:00	120.096	2.61	23.03.2017 06:30:00	120.137	\$ -13835.71
2606	Sell	23.03.2017 00:55:00	120.076	2.63	23.03.2017 06:30:00	120.13	\$ -17360.1
2605	Sell	22.03.2017 23:10:00	120.041	2.66	23.03.2017 06:30:00	120.138	\$ -30774.71
2604	Sell	22.03.2017 23:05:00	119.994	2.69	23.03.2017 06:30:00	120.134	\$ -42687.45
2608	Sell	28.03.2017 22:30:00	120.167	2.65	29.03.2017 00:10:00	120.11	\$ 11329.62
2609	Sell	29.03.2017 22:35:00	119.548	2.67	30.03.2017 05:35:00	119.672	\$ -38086.0
2611	Sell	30.03.2017 23:35:00	119.517	2.63	31.03.2017 03:33:00	119.505	\$ -573.63
2610	Sell	30.03.2017 23:30:00	119.448	2.66	31.03.2017 07:25:00	119.591	\$ -41808.79
2615	Buy	05.04.2017 22:20:00	118.243	2.6	06.04.2017 03:55:00	117.959	\$ -80447.69
2614	Buy	05.04.2017 22:15:00	118.262	2.63	06.04.2017 03:55:00	117.975	\$ -82165.28
2613	Buy	05.04.2017 22:05:00	118.283	2.65	06.04.2017 03:55:00	117.972	\$ -89150.88
2612	Buy	05.04.2017 22:00:00	118.306	2.67	06.04.2017 03:55:00	117.969	\$ -96766.33
2616	Buy	06.04.2017 22:00:00	117.923	2.58	07.04.2017 00:50:00	117.97	\$ 7915.16
2619	Sell	12.04.2017 02:30:00	116.374	2.57	12.04.2017 03:00:00	116.241	\$ 31190.34
2618	Sell	12.04.2017 02:25:00	116.326	2.59	12.04.2017 03:00:00	116.234	\$ 20814.95
2617	Sell	12.04.2017 02:10:00	116.309	2.62	12.04.2017 03:00:00	116.239	\$ 15292.6
2620	Buy	19.04.2017 22:00:00	116.524	2.63	19.04.2017 22:45:00	116.566	\$ 7981.23
2622	Buy	20.04.2017 22:20:00	117.116	2.6	21.04.2017 02:00:00	117.208	\$ 19697.39
2621	Buy	20.04.2017 21:25:00	117.168	2.62	21.04.2017 02:00:00	117.212	\$ 7271.18
2623	Sell	24.04.2017 00:05:00	120.298	2.56	24.04.2017 00:12:00	120.133	\$ 39160.12
2624	Sell	24.04.2017 00:15:00	120.338	2.57	24.04.2017 00:39:00	119.974	\$ 90455.11
2626	Sell	24.04.2017 00:45:00	120.002	2.58	24.04.2017 01:16:00	119.98	\$ 2579.85
2627	Sell	24.04.2017 00:50:00	120.207	2.53	24.04.2017 01:16:00	119.979	\$ 54642.43
2628	Sell	24.04.2017 00:55:00	120.271	2.49	24.04.2017 01:16:00	119.979	\$ 69713.23
2625	Sell	24.04.2017 00:40:00	119.988	2.6	24.04.2017 01:36:00	119.699	\$ 72020.26
2630	Buy	26.04.2017 02:00:00	121.303	2.61	26.04.2017 03:05:00	121.439	\$ 32330.02
2629	Buy	26.04.2017 00:00:00	121.325	2.63	26.04.2017 03:05:00	121.433	\$ 25212.99
2631	Buy	08.05.2017 01:30:00	123.948	2.59	08.05.2017 02:01:00	123.981	\$ 5336.62
2632	Buy	08.05.2017 02:30:00	123.926	2.59	08.05.2017 08:20:00	123.777	\$ -41800.61
2635	Sell	08.05.2017 23:25:00	123.772	2.54	09.05.2017 02:40:00	123.663	\$ 23975.82
2634	Sell	08.05.2017 23:20:00	123.738	2.57	09.05.2017 02:40:00	123.661	\$ 16035.85
2633	Sell	08.05.2017 23:00:00	123.71	2.59	09.05.2017 02:40:00	123.673	\$ 5801.19
2636	Buy	09.05.2017 23:00:00	123.874	2.6	10.05.2017 00:18:00	123.884	\$ -1798.68
2637	Buy	09.05.2017 23:05:00	123.821	2.57	10.05.2017 00:18:00	123.885	\$ 12101.56
2638	Buy	09.05.2017 23:20:00	123.786	2.55	10.05.2017 00:18:00	123.893	\$ 22973.31
2641	Buy	10.05.2017 02:00:00	123.763	2.56	10.05.2017 03:35:00	123.982	\$ 52895.77
2640	Buy	10.05.2017 01:35:00	123.787	2.59	10.05.2017 03:35:00	123.993	\$ 50147.84
2639	Buy	10.05.2017 01:30:00	123.822	2.61	10.05.2017 03:35:00	123.981	\$ 38267.09
2643	Sell	10.05.2017 22:20:00	124.22	2.62	11.05.2017 03:50:00	124.135	\$ 17262.79
2642	Sell	10.05.2017 22:00:00	124.191	2.64	11.05.2017 03:50:00	124.146	\$ 6835.3
2645	Buy	16.05.2017 00:50:00	124.66	2.62	16.05.2017 03:15:00	124.864	\$ 50182.12
2644	Buy	16.05.2017 00:30:00	124.672	2.64	16.05.2017 03:15:00	124.859	\$ 46076.61
2646	Buy	16.05.2017 21:30:00	125.352	2.65	17.05.2017 07:35:00	124.948	\$ -111582.23
2647	Buy	16.05.2017 22:30:00	125.317	2.63	17.05.2017 08:35:00	124.828	\$ -133094.25
2648	Buy	17.05.2017 02:00:00	125.183	2.59	17.05.2017 12:05:00	124.775	\$ -108913.95
2649	Buy	17.05.2017 02:05:00	125.104	2.55	17.05.2017 12:10:00	124.773	\$ -87595.15
2651	Sell	18.05.2017 02:05:00	123.886	2.53	18.05.2017 04:15:00	123.755	\$ 30008.73
2650	Sell	18.05.2017 01:30:00	123.821	2.56	18.05.2017 04:15:00	123.754	\$ 13982.36
2655	Sell	18.05.2017 23:35:00	123.854	2.49	19.05.2017 00:37:00	123.824	\$ 3830.89
2654	Sell	18.05.2017 22:20:00	123.819	2.52	19.05.2017 03:20:00	123.694	\$ 27817.5
2653	Sell	18.05.2017 21:35:00	123.781	2.54	19.05.2017 03:20:00	123.705	\$ 15593.64
2652	Sell	18.05.2017 21:25:00	123.697	2.57	19.05.2017 03:20:00	123.698	\$ -4009.12
2658	Buy	23.05.2017 02:20:00	124.797	2.52	23.05.2017 03:50:00	124.972	\$ 40955.12
2657	Buy	23.05.2017 02:15:00	124.829	2.54	23.05.2017 03:50:00	124.964	\$ 31119.22
2656	Buy	23.05.2017 02:00:00	124.865	2.56	23.05.2017 03:50:00	124.953	\$ 19331.46

2659	Sell	29.05.2017 00:03:00	124.271	2.6	29.05.2017 03:05:00	124.293	\$ -8951.18
2663	Buy	30.05.2017 01:15:00	123.9	2.52	30.05.2017 06:30:00	123.437	\$ -119798.18
2662	Buy	30.05.2017 01:10:00	123.929	2.54	30.05.2017 06:30:00	123.425	\$ -131163.52
2661	Buy	30.05.2017 01:05:00	124.035	2.57	30.05.2017 06:30:00	123.428	\$ -159186.42
2660	Buy	30.05.2017 01:00:00	124.117	2.6	30.05.2017 06:30:00	123.424	\$ -183406.76
2664	Buy	31.05.2017 02:30:00	123.742	2.44	31.05.2017 03:16:00	123.772	\$ 4300.65
2666	Sell	06.06.2017 22:05:00	123.474	2.43	07.06.2017 00:05:00	123.354	\$ 25617.86
2665	Sell	06.06.2017 22:00:00	123.445	2.45	07.06.2017 00:05:00	123.355	\$ 18479.35
2669	Sell	07.06.2017 22:55:00	123.72	2.41	08.06.2017 00:04:00	123.691	\$ 2395.2
2668	Sell	07.06.2017 21:30:00	123.678	2.43	08.06.2017 00:25:00	123.616	\$ 10435.03
2667	Sell	07.06.2017 21:25:00	123.65	2.45	08.06.2017 00:25:00	123.607	\$ 5866.21
2673	Sell	12.06.2017 23:10:00	123.117	2.4	13.06.2017 01:55:00	123.043	\$ 14269.8
2672	Sell	12.06.2017 23:00:00	123.099	2.43	13.06.2017 01:55:00	123.048	\$ 8859.68
2671	Sell	12.06.2017 22:25:00	123.068	2.45	13.06.2017 01:55:00	123.033	\$ 5013.26
2670	Sell	12.06.2017 22:00:00	123.061	2.47	13.06.2017 01:55:00	123.042	\$ 1102.44
2674	Buy	28.06.2017 02:30:00	127.197	2.4	28.06.2017 05:00:00	127.254	\$ 10627.08
2675	Buy	07.07.2017 00:40:00	129.235	2.36	07.07.2017 03:05:00	129.3	\$ 12290.24
2676	Buy	10.07.2017 00:00:00	129.819	2.36	10.07.2017 00:30:00	129.948	\$ 27380.44
2677	Buy	12.07.2017 02:30:00	130.518	2.35	12.07.2017 12:35:00	129.794	\$ -173207.1
2681	Sell	13.07.2017 02:00:00	129.341	2.26	13.07.2017 05:55:00	129.268	\$ 13574.6
2680	Sell	13.07.2017 01:55:00	129.331	2.29	13.07.2017 05:55:00	129.27	\$ 11007.16
2679	Sell	13.07.2017 01:40:00	129.313	2.31	13.07.2017 05:55:00	129.266	\$ 7869.92
2678	Sell	13.07.2017 01:30:00	129.266	2.33	13.07.2017 05:55:00	129.27	\$ -3944.08
2682	Sell	14.07.2017 02:30:00	129.295	2.33	14.07.2017 08:00:00	129.34	\$ -13497.78
2686	Sell	20.07.2017 01:35:00	128.989	2.27	20.07.2017 03:05:00	128.885	\$ 20679.95
2685	Sell	20.07.2017 01:30:00	128.941	2.29	20.07.2017 03:05:00	128.877	\$ 11703.32
2684	Sell	20.07.2017 00:00:00	128.918	2.31	20.07.2017 03:05:00	128.882	\$ 5338.11
2683	Sell	19.07.2017 22:30:00	128.813	2.34	20.07.2017 03:05:00	128.881	\$ -20491.73
2688	Buy	21.07.2017 01:30:00	130.047	2.3	21.07.2017 03:55:00	130.167	\$ 24609.15
2687	Buy	21.07.2017 01:20:00	130.064	2.32	21.07.2017 03:55:00	130.157	\$ 18558.33
2691	Sell	28.07.2017 00:45:00	129.974	2.29	28.07.2017 02:05:00	129.906	\$ 12595.6
2690	Sell	27.07.2017 23:45:00	129.958	2.31	28.07.2017 02:05:00	129.905	\$ 8725.7
2689	Sell	27.07.2017 23:30:00	129.895	2.34	28.07.2017 02:05:00	129.911	\$ -7305.64
2695	Sell	07.08.2017 01:25:00	130.51	2.27	07.08.2017 08:40:00	130.551	\$ -12269.51
2694	Sell	07.08.2017 01:15:00	130.487	2.29	07.08.2017 08:40:00	130.536	\$ -14209.01
2693	Sell	07.08.2017 01:05:00	130.439	2.31	07.08.2017 08:40:00	130.542	\$ -26806.44
2692	Sell	07.08.2017 01:00:00	130.425	2.33	07.08.2017 08:40:00	130.551	\$ -32396.79
2699	Sell	09.08.2017 23:50:00	129.409	2.27	10.08.2017 00:55:00	129.267	\$ 27777.74
2698	Sell	09.08.2017 23:45:00	129.391	2.28	10.08.2017 00:55:00	129.272	\$ 22656.29
2697	Sell	09.08.2017 23:15:00	129.372	2.3	10.08.2017 00:55:00	129.273	\$ 18255.47
2696	Sell	09.08.2017 23:00:00	129.329	2.33	10.08.2017 00:55:00	129.27	\$ 9174.72
2701	Sell	10.08.2017 22:05:00	128.662	2.34	10.08.2017 23:04:00	128.624	\$ 5881.26
2702	Sell	10.08.2017 22:10:00	128.703	2.32	10.08.2017 23:04:00	128.628	\$ 14414.09
2703	Sell	10.08.2017 23:35:00	128.688	2.34	11.08.2017 00:10:00	128.5	\$ 40458.79
2700	Sell	10.08.2017 22:00:00	128.622	2.36	11.08.2017 00:10:00	128.49	\$ 27590.17
2706	Sell	23.08.2017 01:30:00	129.033	2.32	23.08.2017 03:15:00	128.967	\$ 12318.18
2705	Sell	22.08.2017 23:05:00	128.88	2.36	23.08.2017 03:15:00	128.963	\$ -23156.08
2704	Sell	22.08.2017 23:00:00	128.849	2.38	23.08.2017 03:15:00	128.967	\$ -31681.23
2710	Buy	29.08.2017 00:55:00	130.283	2.27	29.08.2017 04:00:00	130.256	\$ -9086.47
2709	Buy	29.08.2017 00:45:00	130.399	2.3	29.08.2017 04:00:00	130.247	\$ -37959.29
2708	Buy	29.08.2017 00:40:00	130.42	2.32	29.08.2017 04:00:00	130.253	\$ -41769.54
2707	Buy	29.08.2017 00:30:00	130.435	2.34	29.08.2017 04:00:00	130.255	\$ -45171.92
2712	Buy	30.08.2017 00:45:00	131.126	2.27	30.08.2017 01:16:00	131.163	\$ 5422.3
2711	Buy	30.08.2017 00:35:00	131.171	2.29	30.08.2017 02:15:00	131.289	\$ 24018.05
2713	Sell	31.08.2017 21:30:00	130.994	2.3	31.08.2017 22:10:00	130.811	\$ 39077.18
2717	Sell	01.09.2017 02:30:00	131.151	2.25	01.09.2017 03:25:00	131.054	\$ 18873.9
2716	Sell	01.09.2017 02:20:00	131.139	2.27	01.09.2017 03:25:00	131.069	\$ 12913.12
2715	Sell	01.09.2017 01:45:00	131.113	2.29	01.09.2017 03:25:00	131.071	\$ 6615.49
2714	Sell	01.09.2017 01:30:00	131.092	2.31	01.09.2017 03:25:00	131.056	\$ 5287.89
2719	Sell	05.09.2017 23:15:00	129.677	2.33	06.09.2017 00:10:00	129.478	\$ 42825.68

2718	Sell	05.09.2017 23:00:00	129.638	2.35	06.09.2017 00:10:00	129.477	\$ 34264.29
2720	Buy	07.09.2017 00:00:00	130.152	2.36	07.09.2017 02:55:00	130.181	\$ 3772.48
2724	Sell	11.09.2017 01:00:00	130.122	2.3	11.09.2017 05:15:00	130.178	\$ -15873.08
2723	Sell	11.09.2017 00:30:00	130.118	2.32	11.09.2017 05:15:00	130.186	\$ -18794.71
2722	Sell	11.09.2017 00:25:00	130.049	2.34	11.09.2017 05:15:00	130.181	\$ -33931.01
2721	Sell	11.09.2017 00:00:00	130.025	2.36	11.09.2017 05:15:00	130.178	\$ -39176.64
2726	Buy	14.09.2017 23:40:00	131.281	2.28	15.09.2017 00:21:00	131.326	\$ 6233.84
2729	Buy	15.09.2017 01:05:00	130.994	2.2	15.09.2017 01:15:00	131.052	\$ 9878.07
2730	Buy	15.09.2017 01:20:00	130.986	2.2	15.09.2017 02:40:00	131.085	\$ 18898.26
2728	Buy	15.09.2017 00:35:00	131.28	2.27	15.09.2017 05:55:00	131.244	\$ -11152.1
2727	Buy	15.09.2017 00:25:00	131.297	2.29	15.09.2017 05:55:00	131.252	\$ -13311.5
2725	Buy	14.09.2017 23:30:00	131.456	2.31	15.09.2017 05:55:00	131.249	\$ -51900.25
2731	Sell	21.09.2017 01:30:00	133.654	2.26	21.09.2017 04:25:00	133.526	\$ 25907.58
2733	Buy	25.09.2017 00:45:00	133.55	2.25	25.09.2017 01:25:00	133.902	\$ 76194.97
2732	Buy	25.09.2017 00:30:00	133.587	2.27	25.09.2017 01:25:00	133.904	\$ 68926.69
2735	Sell	25.09.2017 01:35:00	133.989	2.28	25.09.2017 06:05:00	133.906	\$ 15869.05
2734	Sell	25.09.2017 01:30:00	133.898	2.3	25.09.2017 06:05:00	133.908	\$ -5379.59
2739	Sell	26.09.2017 01:25:00	132.51	2.25	26.09.2017 03:05:00	132.364	\$ 29868.57
2738	Sell	26.09.2017 01:20:00	132.461	2.28	26.09.2017 03:05:00	132.353	\$ 21603.66
2737	Sell	25.09.2017 23:55:00	132.381	2.31	26.09.2017 03:05:00	132.366	\$ -108.06
2736	Sell	25.09.2017 22:30:00	132.322	2.33	26.09.2017 03:05:00	132.357	\$ -11757.76
2740	Buy	28.09.2017 21:30:00	132.43	2.34	29.09.2017 01:40:00	132.434	\$ -3222.77
2741	Buy	02.10.2017 00:30:00	132.772	2.33	02.10.2017 03:08:00	132.955	\$ 39545.25
2743	Sell	05.10.2017 22:05:00	132.095	2.34	06.10.2017 02:45:00	132.073	\$ 1534.97
2742	Sell	05.10.2017 22:00:00	132.078	2.36	06.10.2017 02:45:00	132.073	\$ -2463.58
2744	Buy	09.10.2017 01:30:00	131.949	2.36	09.10.2017 03:35:00	132.224	\$ 61786.26
2748	Sell	10.10.2017 22:40:00	132.722	2.29	11.10.2017 00:40:00	132.724	\$ -4008.19
2747	Sell	10.10.2017 22:30:00	132.697	2.31	11.10.2017 00:40:00	132.727	\$ -10510.59
2746	Sell	10.10.2017 21:35:00	132.619	2.34	11.10.2017 00:40:00	132.724	\$ -28195.41
2745	Sell	10.10.2017 21:30:00	132.616	2.36	11.10.2017 00:40:00	132.729	\$ -30324.21
2751	Sell	16.10.2017 22:05:00	132.331	2.31	17.10.2017 01:05:00	132.266	\$ 11442.89
2750	Sell	16.10.2017 21:55:00	132.322	2.33	17.10.2017 01:05:00	132.269	\$ 8746.45
2749	Sell	16.10.2017 21:45:00	132.299	2.35	17.10.2017 01:05:00	132.27	\$ 3181.62
2753	Buy	24.10.2017 21:50:00	133.84	2.31	24.10.2017 22:43:00	133.873	\$ 4531.25
2752	Buy	24.10.2017 21:30:00	133.875	2.33	24.10.2017 23:59:00	133.917	\$ 6666.74
2754	Sell	26.10.2017 23:30:00	132.91	2.35	27.10.2017 00:59:00	132.88	\$ 3402.45
2756	Sell	27.10.2017 01:30:00	132.93	2.33	27.10.2017 03:30:00	132.682	\$ 54686.85
2755	Sell	27.10.2017 01:25:00	132.895	2.35	27.10.2017 03:30:00	132.681	\$ 47166.97
2759	Sell	30.10.2017 23:45:00	131.935	2.35	31.10.2017 01:05:00	131.785	\$ 31625.64
2758	Sell	30.10.2017 23:35:00	131.891	2.37	31.10.2017 01:05:00	131.784	\$ 21704.79
2757	Sell	30.10.2017 23:00:00	131.866	2.39	31.10.2017 01:05:00	131.799	\$ 12328.34
2760	Buy	01.11.2017 00:00:00	132.329	2.4	01.11.2017 02:25:00	132.441	\$ 23703.98
2761	Sell	06.11.2017 01:30:00	132.653	2.4	06.11.2017 04:45:00	132.854	\$ -51423.55
2763	Sell	07.11.2017 23:10:00	132.083	2.38	08.11.2017 00:50:00	131.998	\$ 16555.4
2762	Sell	07.11.2017 23:00:00	132.06	2.4	08.11.2017 00:50:00	132.0	\$ 10695.29
2765	Sell	08.11.2017 22:40:00	132.048	2.39	09.11.2017 00:05:00	131.968	\$ 14365.26
2764	Sell	08.11.2017 22:30:00	132.024	2.41	09.11.2017 00:05:00	131.976	\$ 6773.86
2768	Sell	10.11.2017 00:00:00	132.083	2.37	10.11.2017 01:25:00	132.018	\$ 12274.42
2767	Sell	09.11.2017 23:55:00	132.067	2.39	10.11.2017 01:25:00	132.024	\$ 6587.51
2766	Sell	09.11.2017 23:30:00	132.042	2.41	10.11.2017 01:25:00	132.028	\$ -345.88
2769	Buy	13.11.2017 02:30:00	132.363	2.41	13.11.2017 04:15:00	132.426	\$ 11993.2
2771	Buy	15.11.2017 02:15:00	133.685	2.37	15.11.2017 03:09:00	133.721	\$ 5363.81
2770	Buy	15.11.2017 02:00:00	133.733	2.39	15.11.2017 07:30:00	133.511	\$ -56254.12
2772	Sell	16.11.2017 23:00:00	133.063	2.39	17.11.2017 02:10:00	133.019	\$ 6802.7
2773	Buy	27.11.2017 00:00:00	132.983	2.39	27.11.2017 02:05:00	133.115	\$ 28369.63
2774	Buy	27.11.2017 02:30:00	133.02	2.4	27.11.2017 12:30:00	132.715	\$ -76392.26
2777	Sell	28.11.2017 01:40:00	132.25	2.35	28.11.2017 03:05:00	132.218	\$ 4411.82
2778	Sell	28.11.2017 01:50:00	132.285	2.33	28.11.2017 03:05:00	132.222	\$ 11596.88
2776	Sell	28.11.2017 01:35:00	132.226	2.37	28.11.2017 05:45:00	132.35	\$ -32521.97
2775	Sell	28.11.2017 01:30:00	132.216	2.39	28.11.2017 05:45:00	132.352	\$ -35664.18

2779	Buy	28.11.2017 21:25:00	131.813	2.39	28.11.2017 22:11:00	132.0	\$ 41542.84
2783	Sell	29.11.2017 01:25:00	132.215	2.32	29.11.2017 04:45:00	132.074	\$ 29644.7
2782	Sell	29.11.2017 01:20:00	132.134	2.35	29.11.2017 04:45:00	132.068	\$ 12404.57
2781	Sell	29.11.2017 01:05:00	132.089	2.37	29.11.2017 04:45:00	132.069	\$ 1609.18
2780	Sell	29.11.2017 01:00:00	132.073	2.39	29.11.2017 04:45:00	132.075	\$ -3634.81
2784	Buy	01.12.2017 02:10:00	133.92	2.37	01.12.2017 04:35:00	133.992	\$ 13889.91
2788	Sell	04.12.2017 01:00:00	133.811	2.31	04.12.2017 09:10:00	133.831	\$ -7711.24
2787	Sell	04.12.2017 00:10:00	133.793	2.33	04.12.2017 09:10:00	133.837	\$ -13369.35
2786	Sell	04.12.2017 00:05:00	133.759	2.36	04.12.2017 09:10:00	133.837	\$ -21564.67
2785	Sell	04.12.2017 00:00:00	133.713	2.38	04.12.2017 09:10:00	133.833	\$ -31742.68
2790	Sell	07.12.2017 02:05:00	132.686	2.35	07.12.2017 05:55:00	132.631	\$ 9807.04
2789	Sell	07.12.2017 02:00:00	132.561	2.38	07.12.2017 05:55:00	132.638	\$ -21481.26
2791	Sell	12.12.2017 23:30:00	133.38	2.36	13.12.2017 00:10:00	133.269	\$ 22522.0
2795	Sell	14.12.2017 01:25:00	133.375	2.29	14.12.2017 05:05:00	133.294	\$ 15494.46
2794	Sell	14.12.2017 01:20:00	133.301	2.33	14.12.2017 05:05:00	133.298	\$ -2406.8
2793	Sell	14.12.2017 00:40:00	133.252	2.35	14.12.2017 05:05:00	133.295	\$ -13236.61
2792	Sell	14.12.2017 00:30:00	133.22	2.37	14.12.2017 05:05:00	133.293	\$ -20458.22
2796	Buy	19.12.2017 23:00:00	133.635	2.36	20.12.2017 01:30:00	133.67	\$ 4037.09
2800	Buy	21.12.2017 00:05:00	134.592	2.28	21.12.2017 04:30:00	134.589	\$ -3752.45
2799	Buy	21.12.2017 00:00:00	134.598	2.3	21.12.2017 04:30:00	134.586	\$ -5855.87
2798	Buy	20.12.2017 23:55:00	134.637	2.32	21.12.2017 04:30:00	134.577	\$ -20196.25
2797	Buy	20.12.2017 23:30:00	134.646	2.34	21.12.2017 04:30:00	134.591	\$ -19200.61
2802	Sell	03.01.2018 21:40:00	135.218	2.3	03.01.2018 22:55:00	135.115	\$ 20579.8
2801	Sell	03.01.2018 21:30:00	135.198	2.32	03.01.2018 22:55:00	135.112	\$ 16815.36
2804	Buy	04.01.2018 22:50:00	136.023	2.29	05.01.2018 00:35:00	136.1	\$ 13480.61
2803	Buy	04.01.2018 22:30:00	136.056	2.31	05.01.2018 00:35:00	136.09	\$ 3664.51
2806	Buy	08.01.2018 00:15:00	136.024	2.3	08.01.2018 01:05:00	136.224	\$ 42871.42
2805	Buy	08.01.2018 00:00:00	136.068	2.32	08.01.2018 01:05:00	136.222	\$ 32571.25
2809	Sell	09.01.2018 01:40:00	135.446	2.31	09.01.2018 03:20:00	135.321	\$ 25746.2
2808	Sell	09.01.2018 01:10:00	135.421	2.33	09.01.2018 03:20:00	135.327	\$ 18746.55
2807	Sell	09.01.2018 01:00:00	135.409	2.35	09.01.2018 03:20:00	135.325	\$ 16557.58
2813	Sell	09.01.2018 22:00:00	134.38	2.32	10.01.2018 02:25:00	134.395	\$ -7115.25
2812	Sell	09.01.2018 21:55:00	134.375	2.34	10.01.2018 02:25:00	134.4	\$ -9516.45
2811	Sell	09.01.2018 21:50:00	134.35	2.36	10.01.2018 02:25:00	134.395	\$ -14317.08
2810	Sell	09.01.2018 21:25:00	134.324	2.38	10.01.2018 02:25:00	134.391	\$ -19673.56
2814	Sell	11.01.2018 02:00:00	133.255	2.39	11.01.2018 02:36:00	133.236	\$ 1355.99
2815	Buy	15.01.2018 02:30:00	135.215	2.35	15.01.2018 05:35:00	135.19	\$ -9052.36
2816	Sell	17.01.2018 22:00:00	135.98	2.34	17.01.2018 23:14:00	135.84	\$ 29578.16
2818	Buy	18.01.2018 00:40:00	135.539	2.33	18.01.2018 02:00:00	135.594	\$ 9656.96
2819	Buy	18.01.2018 00:50:00	135.507	2.31	18.01.2018 02:00:00	135.584	\$ 14656.74
2820	Buy	18.01.2018 00:55:00	135.491	2.29	18.01.2018 02:00:00	135.594	\$ 20484.26
2817	Buy	18.01.2018 00:35:00	135.609	2.35	18.01.2018 02:44:00	135.654	\$ 7388.33
2824	Sell	22.01.2018 00:55:00	135.672	2.3	22.01.2018 02:50:00	135.535	\$ 28389.66
2823	Sell	22.01.2018 00:50:00	135.64	2.33	22.01.2018 02:50:00	135.521	\$ 24566.47
2822	Sell	22.01.2018 00:45:00	135.615	2.35	22.01.2018 02:50:00	135.529	\$ 17022.79
2821	Sell	22.01.2018 00:35:00	135.604	2.37	22.01.2018 02:50:00	135.519	\$ 16930.95
2825	Sell	25.01.2018 00:00:00	135.516	2.39	25.01.2018 00:30:00	135.478	\$ 5843.24
2829	Buy	31.01.2018 21:50:00	135.43	2.32	01.02.2018 00:01:00	135.48	\$ 5305.21
2827	Buy	31.01.2018 21:35:00	135.509	2.37	01.02.2018 02:04:00	135.526	\$ -2403.39
2828	Buy	31.01.2018 21:45:00	135.471	2.35	01.02.2018 02:04:00	135.525	\$ 6312.73
2826	Buy	31.01.2018 21:25:00	135.564	2.39	01.02.2018 03:10:00	135.725	\$ 31990.82
2830	Buy	05.02.2018 00:05:00	136.982	2.38	05.02.2018 00:25:00	137.023	\$ 6497.73
2831	Buy	05.02.2018 01:10:00	136.934	2.38	05.02.2018 01:57:00	136.956	\$ 1976.83
2832	Buy	05.02.2018 01:15:00	136.853	2.36	05.02.2018 01:57:00	136.971	\$ 24618.53
2833	Sell	06.02.2018 02:30:00	135.269	2.42	06.02.2018 02:58:00	135.152	\$ 25040.54
2834	Buy	07.02.2018 02:30:00	135.45	2.42	07.02.2018 02:51:00	135.523	\$ 14388.28
2836	Sell	07.02.2018 22:15:00	134.515	2.42	07.02.2018 23:45:00	134.131	\$ 89672.62
2835	Sell	07.02.2018 22:10:00	134.475	2.44	07.02.2018 23:45:00	134.114	\$ 84802.49
2837	Sell	08.02.2018 02:30:00	134.138	2.49	08.02.2018 06:15:00	134.199	\$ -18529.26
2838	Sell	09.02.2018 02:30:00	133.26	2.5	09.02.2018 07:00:00	133.474	\$ -56831.63

2840	Sell	12.02.2018 01:00:00	133.365	2.47	12.02.2018 01:15:00	133.155	\$ 48575.91
2839	Sell	12.02.2018 00:00:00	133.337	2.49	12.02.2018 01:15:00	133.16	\$ 40752.86
2842	Sell	12.02.2018 21:35:00	133.611	2.48	12.02.2018 22:13:00	133.599	\$ -337.6
2841	Sell	12.02.2018 21:30:00	133.58	2.51	12.02.2018 23:10:00	133.553	\$ 3423.89
2844	Sell	13.02.2018 01:40:00	133.771	2.48	13.02.2018 02:30:00	133.508	\$ 61906.33
2843	Sell	13.02.2018 01:30:00	133.755	2.5	13.02.2018 02:30:00	133.513	\$ 57155.97
2846	Sell	13.02.2018 22:40:00	133.23	2.52	14.02.2018 01:25:00	133.102	\$ 28336.34
2845	Sell	13.02.2018 22:30:00	133.182	2.55	14.02.2018 01:25:00	133.105	\$ 15670.39
2850	Sell	14.02.2018 22:20:00	133.333	2.46	14.02.2018 22:58:00	133.298	\$ 5330.16
2851	Sell	14.02.2018 23:10:00	133.328	2.46	15.02.2018 01:05:00	133.147	\$ 39600.27
2849	Sell	14.02.2018 21:55:00	133.246	2.5	15.02.2018 01:05:00	133.135	\$ 22746.52
2848	Sell	14.02.2018 21:50:00	133.088	2.54	15.02.2018 01:05:00	133.144	\$ -19303.95
2847	Sell	14.02.2018 21:25:00	133.071	2.56	15.02.2018 01:05:00	133.142	\$ -23295.49
2853	Buy	15.02.2018 01:45:00	132.879	2.54	15.02.2018 02:22:00	132.899	\$ 1704.67
2854	Buy	15.02.2018 01:50:00	132.734	2.51	15.02.2018 02:22:00	132.894	\$ 36828.48
2855	Buy	15.02.2018 01:55:00	132.726	2.48	15.02.2018 02:22:00	132.894	\$ 38372.64
2856	Buy	15.02.2018 02:30:00	132.797	2.56	15.02.2018 03:15:00	133.169	\$ 91832.27
2852	Buy	15.02.2018 01:30:00	133.01	2.57	15.02.2018 03:15:00	133.172	\$ 38215.95
2860	Buy	15.02.2018 23:15:00	132.558	2.55	15.02.2018 23:55:00	132.769	\$ 50424.59
2859	Buy	15.02.2018 22:45:00	132.651	2.58	15.02.2018 23:55:00	132.755	\$ 23409.91
2858	Buy	15.02.2018 22:35:00	132.664	2.61	15.02.2018 23:55:00	132.761	\$ 21854.63
2857	Buy	15.02.2018 22:30:00	132.69	2.63	15.02.2018 23:55:00	132.75	\$ 12290.1
2861	Sell	19.02.2018 00:30:00	131.998	2.67	19.02.2018 01:50:00	131.829	\$ 41598.68
2862	Sell	19.02.2018 02:30:00	132.073	2.68	19.02.2018 03:50:00	131.9	\$ 42824.44
2863	Sell	23.02.2018 02:30:00	131.731	2.7	23.02.2018 03:50:00	131.597	\$ 32623.24
2864	Sell	26.02.2018 00:00:00	131.752	2.71	26.02.2018 00:38:00	131.643	\$ 25968.33
2865	Sell	26.02.2018 00:40:00	131.643	2.72	26.02.2018 01:18:00	131.564	\$ 17907.39
2866	Buy	05.03.2018 01:30:00	129.856	2.76	05.03.2018 02:57:00	130.129	\$ 71763.92
2867	Buy	05.03.2018 01:35:00	129.823	2.74	05.03.2018 02:57:00	130.129	\$ 80287.01
2870	Buy	07.03.2018 00:40:00	131.148	2.69	07.03.2018 02:08:00	131.172	\$ 2928.33
2871	Buy	07.03.2018 01:05:00	131.105	2.66	07.03.2018 02:08:00	131.157	\$ 10344.39
2869	Buy	07.03.2018 00:35:00	131.277	2.73	07.03.2018 03:05:00	131.318	\$ 7609.06
2868	Buy	07.03.2018 00:30:00	131.552	2.76	07.03.2018 03:05:00	131.326	\$ -66006.78
2873	Sell	07.03.2018 22:40:00	131.734	2.72	08.03.2018 00:25:00	131.577	\$ 37301.02
2872	Sell	07.03.2018 22:30:00	131.702	2.75	08.03.2018 00:25:00	131.582	\$ 27538.61
2874	Sell	08.03.2018 23:00:00	130.836	2.78	09.03.2018 00:27:00	130.803	\$ 4916.71
2875	Sell	08.03.2018 23:10:00	130.844	2.76	09.03.2018 00:27:00	130.816	\$ 3500.95
2876	Sell	08.03.2018 23:15:00	130.862	2.74	09.03.2018 00:27:00	130.818	\$ 7859.42
2880	Sell	09.03.2018 01:45:00	130.957	2.71	09.03.2018 04:45:00	131.269	\$ -88101.29
2879	Sell	09.03.2018 01:20:00	130.951	2.73	09.03.2018 04:45:00	131.257	\$ -87112.8
2878	Sell	09.03.2018 00:50:00	130.893	2.76	09.03.2018 04:45:00	131.258	\$ -104352.67
2877	Sell	09.03.2018 00:45:00	130.836	2.79	09.03.2018 04:45:00	131.268	\$ -124178.13
2881	Buy	13.03.2018 22:30:00	131.956	2.66	14.03.2018 00:19:00	131.966	\$ -2055.04
2882	Buy	13.03.2018 22:45:00	131.935	2.64	14.03.2018 00:19:00	131.982	\$ 7728.81
2883	Buy	13.03.2018 22:50:00	131.89	2.61	14.03.2018 00:19:00	131.972	\$ 16777.5
2885	Buy	14.03.2018 01:10:00	131.889	2.64	14.03.2018 03:00:00	132.022	\$ 31630.13
2884	Buy	14.03.2018 01:00:00	131.92	2.66	14.03.2018 03:00:00	132.025	\$ 24420.95
2886	Sell	14.03.2018 21:25:00	131.605	2.68	14.03.2018 23:40:00	131.514	\$ 20860.93
2889	Sell	16.03.2018 00:05:00	130.882	2.66	16.03.2018 03:05:00	130.762	\$ 28438.25
2888	Sell	15.03.2018 23:40:00	130.865	2.68	16.03.2018 03:05:00	130.764	\$ 22963.31
2887	Sell	15.03.2018 23:30:00	130.823	2.71	16.03.2018 03:05:00	130.77	\$ 10213.2
2893	Buy	20.03.2018 00:45:00	130.775	2.66	20.03.2018 01:45:00	130.847	\$ 15673.23
2892	Buy	20.03.2018 00:40:00	130.797	2.68	20.03.2018 01:45:00	130.861	\$ 13646.56
2891	Buy	20.03.2018 00:35:00	130.821	2.7	20.03.2018 01:45:00	130.857	\$ 6188.16
2890	Buy	20.03.2018 00:30:00	130.833	2.72	20.03.2018 01:45:00	130.86	\$ 3785.67
2894	Buy	20.03.2018 02:30:00	130.762	2.73	20.03.2018 03:35:00	130.904	\$ 35196.03
2896	Sell	21.03.2018 21:35:00	131.021	2.71	21.03.2018 21:46:00	130.996	\$ 3224.01
2897	Sell	21.03.2018 21:50:00	130.915	2.72	21.03.2018 22:55:00	130.686	\$ 58726.98
2895	Sell	21.03.2018 21:30:00	130.896	2.74	21.03.2018 22:55:00	130.694	\$ 51761.37
2898	Buy	26.03.2018 00:00:00	129.283	2.81	26.03.2018 00:47:00	129.343	\$ 13227.15

2899	Buy	26.03.2018 00:55:00	129.314	2.81	26.03.2018 01:20:00	129.577	\$ 70269.19
2901	Sell	29.03.2018 21:35:00	130.995	2.77	30.03.2018 00:09:00	130.968	\$ 3232.73
2902	Sell	29.03.2018 21:40:00	131.05	2.74	30.03.2018 00:09:00	130.971	\$ 17444.13
2903	Sell	29.03.2018 21:45:00	131.107	2.71	30.03.2018 00:09:00	130.964	\$ 34595.75
2900	Sell	29.03.2018 21:30:00	130.96	2.79	30.03.2018 02:25:00	130.914	\$ 8557.96
2905	Sell	02.04.2018 23:20:00	130.337	2.8	03.04.2018 00:30:00	130.241	\$ 22606.3
2904	Sell	02.04.2018 23:00:00	130.315	2.82	03.04.2018 00:30:00	130.233	\$ 18820.23
2907	Buy	06.04.2018 02:05:00	131.14	2.79	06.04.2018 03:40:00	131.287	\$ 37354.31
2906	Buy	06.04.2018 02:00:00	131.206	2.82	06.04.2018 03:40:00	131.273	\$ 15193.96
2911	Buy	09.04.2018 22:05:00	131.55	2.75	10.04.2018 00:15:00	131.557	\$ -2938.51
2910	Buy	09.04.2018 21:45:00	131.577	2.77	10.04.2018 00:15:00	131.566	\$ -7946.44
2909	Buy	09.04.2018 21:30:00	131.614	2.8	10.04.2018 00:15:00	131.567	\$ -18113.68
2908	Buy	09.04.2018 21:25:00	131.638	2.82	10.04.2018 00:15:00	131.556	\$ -28113.4
2912	Buy	16.04.2018 00:02:00	132.504	2.79	16.04.2018 00:15:00	132.525	\$ 2162.25
2913	Sell	17.04.2018 23:30:00	132.43	2.79	18.04.2018 00:10:00	132.351	\$ 17723.81
2914	Sell	23.04.2018 00:30:00	132.399	2.79	23.04.2018 03:40:00	132.245	\$ 39272.24
2916	Buy	24.04.2018 21:30:00	132.869	2.77	25.04.2018 01:10:00	133.154	\$ 74009.58
2915	Buy	24.04.2018 21:25:00	132.942	2.79	25.04.2018 01:10:00	133.149	\$ 52779.94
2917	Sell	01.05.2018 23:00:00	131.81	2.85	02.05.2018 03:05:00	131.734	\$ 17267.55
2918	Sell	02.05.2018 21:30:00	131.747	2.86	02.05.2018 22:30:00	131.347	\$ 110632.18
2921	Sell	03.05.2018 21:40:00	131.099	2.85	04.05.2018 02:00:00	130.835	\$ 70868.3
2920	Sell	03.05.2018 21:35:00	131.036	2.88	04.05.2018 02:00:00	130.845	\$ 50591.58
2919	Sell	03.05.2018 21:30:00	131.012	2.9	04.05.2018 02:00:00	130.831	\$ 48043.92
2922	Buy	09.05.2018 23:30:00	129.983	2.97	10.05.2018 01:10:00	130.082	\$ 21506.27
2924	Buy	15.05.2018 00:00:00	130.772	2.93	15.05.2018 01:55:00	130.878	\$ 27226.18
2923	Buy	14.05.2018 21:25:00	130.914	2.96	15.05.2018 01:55:00	130.87	\$ -18239.58
2928	Sell	16.05.2018 23:50:00	130.296	2.89	17.05.2018 00:55:00	130.249	\$ 7883.66
2927	Sell	16.05.2018 23:20:00	130.286	2.91	17.05.2018 00:55:00	130.252	\$ 4156.03
2926	Sell	16.05.2018 23:00:00	130.245	2.94	17.05.2018 00:55:00	130.24	\$ -4325.97
2925	Sell	16.05.2018 21:25:00	130.137	2.98	17.05.2018 00:55:00	130.252	\$ -40141.79
2930	Sell	21.05.2018 00:40:00	130.549	2.93	21.05.2018 02:25:00	130.417	\$ 34851.06
2929	Sell	21.05.2018 00:30:00	130.514	2.96	21.05.2018 02:25:00	130.415	\$ 25440.76
2931	Sell	23.05.2018 22:50:00	128.926	3.01	23.05.2018 23:20:00	128.76	\$ 46084.97
2932	Sell	24.05.2018 02:30:00	128.863	3.03	24.05.2018 03:05:00	128.59	\$ 78814.66
2933	Sell	28.05.2018 00:30:00	128.249	3.06	28.05.2018 01:32:00	128.145	\$ 27899.24
2934	Sell	28.05.2018 00:40:00	128.319	3.03	28.05.2018 01:32:00	128.14	\$ 50348.81
2935	Sell	28.05.2018 00:45:00	128.345	3.0	28.05.2018 01:32:00	128.14	\$ 57649.8
2938	Sell	29.05.2018 23:15:00	125.489	3.1	29.05.2018 23:55:00	125.403	\$ 22769.5
2939	Sell	30.05.2018 00:00:00	125.489	3.1	30.05.2018 02:05:00	125.306	\$ 52840.06
2937	Sell	29.05.2018 23:10:00	125.374	3.14	30.05.2018 02:05:00	125.314	\$ 14202.69
2936	Sell	29.05.2018 23:00:00	125.354	3.17	30.05.2018 02:05:00	125.308	\$ 9901.4
2940	Buy	30.05.2018 21:30:00	126.794	3.16	30.05.2018 23:30:00	127.057	\$ 79101.15
2942	Buy	31.05.2018 02:10:00	126.929	3.15	31.05.2018 06:10:00	126.763	\$ -56288.3
2941	Buy	31.05.2018 02:00:00	126.946	3.18	31.05.2018 06:10:00	126.765	\$ -61594.85
2944	Buy	12.06.2018 21:40:00	129.594	3.06	13.06.2018 01:10:00	129.674	\$ 19128.4
2943	Buy	12.06.2018 21:30:00	129.612	3.08	13.06.2018 01:10:00	129.664	\$ 10628.68
2945	Sell	15.06.2018 01:10:00	128.167	3.12	15.06.2018 02:03:00	128.11	\$ 13785.28
2948	Sell	19.06.2018 23:45:00	127.592	3.08	20.06.2018 01:00:00	127.467	\$ 33882.93
2947	Sell	19.06.2018 23:30:00	127.579	3.11	20.06.2018 01:00:00	127.469	\$ 29548.51
2946	Sell	19.06.2018 21:25:00	127.452	3.15	20.06.2018 01:00:00	127.467	\$ -9442.03
2949	Sell	20.06.2018 02:30:00	127.679	3.16	20.06.2018 04:05:00	127.243	\$ 133741.15
2950	Sell	20.06.2018 22:00:00	127.903	3.19	20.06.2018 23:45:00	127.788	\$ 32604.54
2951	Buy	21.06.2018 00:00:00	127.695	3.2	21.06.2018 01:35:00	127.771	\$ 20233.82
2954	Buy	02.07.2018 01:00:00	129.113	3.11	02.07.2018 02:15:00	129.333	\$ 64404.71
2953	Buy	02.07.2018 00:10:00	129.179	3.14	02.07.2018 02:15:00	129.338	\$ 45869.94
2952	Buy	02.07.2018 00:05:00	129.255	3.17	02.07.2018 02:15:00	129.342	\$ 23481.62
2958	Sell	02.07.2018 23:10:00	128.86	3.12	03.07.2018 04:40:00	128.932	\$ -27180.47
2957	Sell	02.07.2018 22:20:00	128.833	3.15	03.07.2018 04:40:00	128.934	\$ -36575.47
2956	Sell	02.07.2018 22:15:00	128.756	3.19	03.07.2018 04:40:00	128.94	\$ -63514.72
2955	Sell	02.07.2018 22:00:00	128.73	3.22	03.07.2018 04:40:00	128.928	\$ -68619.26

2962	Buy	11.07.2018 00:45:00	130.181	3.04	11.07.2018 05:00:00	130.217	\$ 6986.28
2961	Buy	11.07.2018 00:40:00	130.212	3.07	11.07.2018 05:00:00	130.21	\$ -4611.26
2960	Buy	11.07.2018 00:05:00	130.226	3.09	11.07.2018 05:00:00	130.203	\$ -11131.08
2959	Buy	11.07.2018 00:00:00	130.349	3.12	11.07.2018 05:00:00	130.21	\$ -47435.14
2963	Buy	12.07.2018 22:00:00	131.255	3.09	13.07.2018 02:00:00	131.348	\$ 23281.39
2964	Buy	24.07.2018 00:30:00	130.119	3.12	24.07.2018 01:50:00	130.242	\$ 34316.6
2965	Sell	25.07.2018 23:00:00	130.187	3.13	25.07.2018 23:21:00	130.148	\$ 8132.3
2966	Sell	25.07.2018 23:05:00	130.207	3.1	25.07.2018 23:21:00	130.154	\$ 12393.3
2969	Sell	26.07.2018 00:10:00	130.278	3.06	26.07.2018 01:00:00	129.976	\$ 88425.52
2968	Sell	25.07.2018 23:35:00	130.167	3.11	26.07.2018 01:00:00	129.979	\$ 52339.37
2967	Sell	25.07.2018 23:30:00	130.145	3.13	26.07.2018 01:00:00	129.963	\$ 50798.3
2973	Buy	31.07.2018 22:55:00	130.717	3.09	01.08.2018 06:00:00	130.759	\$ 7539.07
2972	Buy	31.07.2018 22:50:00	130.734	3.12	01.08.2018 06:00:00	130.744	\$ -2371.95
2971	Buy	31.07.2018 22:20:00	130.769	3.14	01.08.2018 06:00:00	130.748	\$ -12122.47
2970	Buy	31.07.2018 22:15:00	130.8	3.17	01.08.2018 06:00:00	130.75	\$ -21432.15
2976	Sell	08.08.2018 21:50:00	128.932	3.15	08.08.2018 23:30:00	128.846	\$ 23028.36
2975	Sell	08.08.2018 21:40:00	128.912	3.18	08.08.2018 23:30:00	128.86	\$ 12436.76
2974	Sell	08.08.2018 21:30:00	128.88	3.21	08.08.2018 23:30:00	128.853	\$ 4530.18
2978	Buy	13.08.2018 22:05:00	126.072	3.26	13.08.2018 23:25:00	126.196	\$ 36314.05
2977	Buy	13.08.2018 22:00:00	126.109	3.29	13.08.2018 23:25:00	126.189	\$ 22171.08
2981	Sell	15.08.2018 23:45:00	125.709	3.26	16.08.2018 01:25:00	125.557	\$ 43272.69
2980	Sell	15.08.2018 23:20:00	125.682	3.29	16.08.2018 01:25:00	125.538	\$ 41040.15
2979	Sell	15.08.2018 22:35:00	125.626	3.32	16.08.2018 01:25:00	125.546	\$ 20167.87
2985	Buy	22.08.2018 00:40:00	127.492	3.21	22.08.2018 04:05:00	127.614	\$ 35069.28
2984	Buy	22.08.2018 00:30:00	127.532	3.24	22.08.2018 04:05:00	127.597	\$ 16928.13
2983	Buy	22.08.2018 00:05:00	127.566	3.27	22.08.2018 04:05:00	127.613	\$ 11197.98
2982	Buy	22.08.2018 00:00:00	127.607	3.3	22.08.2018 04:05:00	127.598	\$ -7180.73
2986	Buy	23.08.2018 21:55:00	128.325	3.29	23.08.2018 22:55:00	128.417	\$ 26046.44
2987	Sell	30.08.2018 23:15:00	129.63	3.27	31.08.2018 00:14:00	129.594	\$ 6803.86
2988	Sell	03.09.2018 02:00:00	128.951	3.29	03.09.2018 03:05:00	128.812	\$ 41488.64
2990	Sell	04.09.2018 21:30:00	129.097	3.27	05.09.2018 00:02:00	128.93	\$ 49658.15
2989	Sell	04.09.2018 21:25:00	129.074	3.3	05.09.2018 00:02:00	128.94	\$ 39224.43
2991	Sell	06.09.2018 22:30:00	128.963	3.32	06.09.2018 23:05:00	128.638	\$ 103618.66
2992	Buy	11.09.2018 00:00:00	128.797	3.35	11.09.2018 03:05:00	128.886	\$ 25500.4
2994	Buy	14.09.2018 00:05:00	130.828	3.28	14.09.2018 01:25:00	130.899	\$ 18996.84
2993	Buy	14.09.2018 00:00:00	130.851	3.31	14.09.2018 01:25:00	130.903	\$ 12880.96
2998	Buy	17.09.2018 22:15:00	130.644	3.23	18.09.2018 00:10:00	130.705	\$ 14020.23
2997	Buy	17.09.2018 22:10:00	130.673	3.26	18.09.2018 00:10:00	130.703	\$ 4043.61
2996	Buy	17.09.2018 22:05:00	130.718	3.29	18.09.2018 00:10:00	130.694	\$ -13686.79
2995	Buy	17.09.2018 22:00:00	130.755	3.32	18.09.2018 00:10:00	130.695	\$ -25764.69
2999	Buy	18.09.2018 02:00:00	130.351	3.32	18.09.2018 04:00:00	130.447	\$ 27544.68
3000	Buy	18.09.2018 02:30:00	130.312	3.3	18.09.2018 04:00:00	130.452	\$ 41899.51
3001	Buy	21.09.2018 02:30:00	132.425	3.29	21.09.2018 03:25:00	132.555	\$ 38413.12
3005	Buy	04.10.2018 00:30:00	131.337	3.23	04.10.2018 02:53:00	131.371	\$ 6739.98
3004	Buy	04.10.2018 00:15:00	131.376	3.27	04.10.2018 08:25:00	131.3	\$ -29147.7
3003	Buy	04.10.2018 00:10:00	131.422	3.3	04.10.2018 08:25:00	131.307	\$ -42286.76
3002	Buy	04.10.2018 00:00:00	131.443	3.33	04.10.2018 08:25:00	131.305	\$ -50331.12
3009	Sell	05.10.2018 01:30:00	131.206	3.21	05.10.2018 05:00:00	131.218	\$ -8063.74
3008	Sell	04.10.2018 23:45:00	131.184	3.24	05.10.2018 05:00:00	131.202	\$ -10804.85
3007	Sell	04.10.2018 23:30:00	131.164	3.27	05.10.2018 05:00:00	131.202	\$ -17444.57
3006	Sell	04.10.2018 22:00:00	131.094	3.3	05.10.2018 05:00:00	131.212	\$ -44002.37
3013	Sell	08.10.2018 21:50:00	129.856	3.23	09.10.2018 02:00:00	130.028	\$ -60470.45
3012	Sell	08.10.2018 21:45:00	129.828	3.26	09.10.2018 02:00:00	130.033	\$ -71789.63
3011	Sell	08.10.2018 21:40:00	129.809	3.29	09.10.2018 02:00:00	130.038	\$ -80345.39
3010	Sell	08.10.2018 21:30:00	129.783	3.32	09.10.2018 02:00:00	130.023	\$ -84729.52
3017	Buy	10.10.2018 21:45:00	129.727	3.14	11.10.2018 03:45:00	129.56	\$ -60778.81
3016	Buy	10.10.2018 21:40:00	129.788	3.17	11.10.2018 03:45:00	129.553	\$ -82917.28
3015	Buy	10.10.2018 21:35:00	129.835	3.21	11.10.2018 03:45:00	129.568	\$ -94236.97
3014	Buy	10.10.2018 21:30:00	129.884	3.23	11.10.2018 03:45:00	129.556	\$ -114529.02
3021	Buy	22.10.2018 02:15:00	129.435	3.07	22.10.2018 06:35:00	129.685	\$ 72776.38

3020	Buy	22.10.2018 01:55:00	129.459	3.1	22.10.2018 06:35:00	129.674	\$ 62636.58
3019	Buy	22.10.2018 01:45:00	129.481	3.12	22.10.2018 06:35:00	129.679	\$ 57736.54
3018	Buy	22.10.2018 01:30:00	129.489	3.15	22.10.2018 06:35:00	129.683	\$ 57030.88
3023	Sell	23.10.2018 21:35:00	129.055	3.19	23.10.2018 23:18:00	128.997	\$ 14385.37
3022	Sell	23.10.2018 21:30:00	128.967	3.23	24.10.2018 02:00:00	128.899	\$ 17077.82
3027	Buy	29.10.2018 22:45:00	127.776	3.17	29.10.2018 23:34:00	127.849	\$ 19090.53
3028	Buy	29.10.2018 23:50:00	127.826	3.19	30.10.2018 02:10:00	127.8	\$ -13816.43
3026	Buy	29.10.2018 22:40:00	127.835	3.21	30.10.2018 02:10:00	127.803	\$ -15829.41
3025	Buy	29.10.2018 22:35:00	127.86	3.24	30.10.2018 02:10:00	127.805	\$ -23430.35
3024	Buy	29.10.2018 22:30:00	127.899	3.26	30.10.2018 02:10:00	127.8	\$ -37919.96
3029	Buy	02.11.2018 01:30:00	128.396	3.23	02.11.2018 03:00:00	128.541	\$ 42688.16
3030	Sell	05.11.2018 21:25:00	129.296	3.22	05.11.2018 22:25:00	129.208	\$ 24172.25
3031	Buy	08.11.2018 00:00:00	129.669	3.22	08.11.2018 01:30:00	129.819	\$ 44124.66
3035	Buy	08.11.2018 21:45:00	129.486	3.12	08.11.2018 23:20:00	129.603	\$ 32464.07
3034	Buy	08.11.2018 21:40:00	129.611	3.17	08.11.2018 23:20:00	129.607	\$ -5376.38
3033	Buy	08.11.2018 21:35:00	129.643	3.2	08.11.2018 23:20:00	129.616	\$ -12788.22
3032	Buy	08.11.2018 21:30:00	129.66	3.23	08.11.2018 23:20:00	129.616	\$ -18399.86
3036	Buy	13.11.2018 21:25:00	128.215	3.26	13.11.2018 22:24:00	128.286	\$ 18966.09
3037	Sell	14.11.2018 22:00:00	128.704	3.26	15.11.2018 01:01:00	128.545	\$ 45457.24
3038	Sell	14.11.2018 22:05:00	128.719	3.23	15.11.2018 01:01:00	128.544	\$ 50206.31
3039	Sell	14.11.2018 22:15:00	128.789	3.2	15.11.2018 01:01:00	128.557	\$ 67978.18
3040	Sell	15.11.2018 21:25:00	128.864	3.3	15.11.2018 22:07:00	128.784	\$ 22147.55
3041	Sell	15.11.2018 21:30:00	128.947	3.26	15.11.2018 22:07:00	128.775	\$ 51868.03
3042	Sell	15.11.2018 21:35:00	128.986	3.23	15.11.2018 22:07:00	128.793	\$ 58172.75
3043	Sell	15.11.2018 21:50:00	129.015	3.2	15.11.2018 22:07:00	128.792	\$ 67231.49
3045	Buy	19.11.2018 01:35:00	128.468	3.32	19.11.2018 02:52:00	128.599	\$ 39226.63
3044	Buy	19.11.2018 01:30:00	128.657	3.36	19.11.2018 09:05:00	128.619	\$ -17090.47
3046	Sell	26.11.2018 00:00:00	128.04	3.38	26.11.2018 01:40:00	127.937	\$ 30486.08
3047	Sell	28.11.2018 21:25:00	129.216	3.36	29.11.2018 00:55:00	129.154	\$ 14242.07
3051	Sell	03.12.2018 01:20:00	128.963	3.28	03.12.2018 03:00:00	128.742	\$ 68258.11
3050	Sell	03.12.2018 01:15:00	128.932	3.31	03.12.2018 03:00:00	128.754	\$ 54649.92
3049	Sell	03.12.2018 01:10:00	128.923	3.34	03.12.2018 03:00:00	128.738	\$ 57484.21
3048	Sell	03.12.2018 00:30:00	128.901	3.37	03.12.2018 03:00:00	128.739	\$ 50250.24
3052	Sell	05.12.2018 02:30:00	128.02	3.46	05.12.2018 05:50:00	127.948	\$ 20482.61
3055	Buy	06.12.2018 01:50:00	128.22	3.4	06.12.2018 09:10:00	128.015	\$ -74059.48
3054	Buy	06.12.2018 01:40:00	128.237	3.43	06.12.2018 09:10:00	128.004	\$ -84317.25
3053	Buy	06.12.2018 01:30:00	128.267	3.45	06.12.2018 09:10:00	128.007	\$ -94125.45
3056	Sell	06.12.2018 23:00:00	128.286	3.39	07.12.2018 00:11:00	128.26	\$ 3709.07
3058	Buy	10.12.2018 01:30:00	128.236	3.36	10.12.2018 02:59:00	128.281	\$ 10811.0
3057	Buy	10.12.2018 00:00:00	128.279	3.39	10.12.2018 03:30:00	128.495	\$ 68875.17
3060	Sell	11.12.2018 22:15:00	128.491	3.37	12.12.2018 00:00:00	128.269	\$ 69732.48
3059	Sell	11.12.2018 22:00:00	128.441	3.4	12.12.2018 00:00:00	128.278	\$ 50294.64
3061	Sell	12.12.2018 02:30:00	128.496	3.43	12.12.2018 04:55:00	128.514	\$ -10581.76
3062	Sell	17.12.2018 02:30:00	128.249	3.44	17.12.2018 06:30:00	128.332	\$ -32964.21
3063	Buy	19.12.2018 22:00:00	127.777	3.44	19.12.2018 22:17:00	127.92	\$ 44796.57
3064	Buy	19.12.2018 22:05:00	127.744	3.41	19.12.2018 22:17:00	127.938	\$ 61798.3
3067	Sell	26.12.2018 01:50:00	126.068	3.45	26.12.2018 04:30:00	125.948	\$ 37050.69
3066	Sell	26.12.2018 01:45:00	126.041	3.48	26.12.2018 04:30:00	125.952	\$ 26585.74
3065	Sell	26.12.2018 01:40:00	125.913	3.52	26.12.2018 04:30:00	125.946	\$ -16048.56
3071	Sell	27.12.2018 22:20:00	126.909	3.42	28.12.2018 00:06:00	126.863	\$ 10628.81
3070	Sell	27.12.2018 22:15:00	126.894	3.45	28.12.2018 00:06:00	126.879	\$ 28.01
3069	Sell	27.12.2018 22:10:00	126.862	3.48	28.12.2018 00:06:00	126.873	\$ -9018.87
3068	Sell	27.12.2018 22:00:00	126.842	3.51	28.12.2018 00:06:00	126.878	\$ -17871.13
3072	Buy	28.12.2018 02:00:00	126.77	3.51	28.12.2018 02:05:00	126.882	\$ 34862.65
3074	Sell	31.12.2018 02:30:00	126.369	3.5	31.12.2018 06:10:00	126.305	\$ 17977.19
3073	Sell	31.12.2018 01:30:00	126.316	3.53	31.12.2018 06:10:00	126.3	\$ 1188.76
3077	Sell	02.01.2019 01:20:00	125.836	3.49	02.01.2019 02:15:00	125.635	\$ 65757.53
3076	Sell	02.01.2019 01:15:00	125.8	3.52	02.01.2019 02:15:00	125.632	\$ 54707.59
3075	Sell	02.01.2019 01:00:00	125.773	3.55	02.01.2019 02:15:00	125.617	\$ 50914.95
3080	Buy	03.01.2019 22:15:00	122.443	3.6	03.01.2019 22:41:00	122.514	\$ 21152.34

3079	Buy	03.01.2019 22:10:00	122.532	3.64	03.01.2019 23:50:00	122.701	\$ 57056.02
3078	Buy	03.01.2019 22:00:00	122.731	3.69	03.01.2019 23:50:00	122.707	\$ -13384.66
3081	Buy	08.01.2019 00:30:00	124.643	3.65	08.01.2019 02:05:00	124.76	\$ 38155.38
3084	Sell	09.01.2019 02:15:00	124.676	3.59	09.01.2019 03:19:00	124.629	\$ 12397.02
3083	Sell	09.01.2019 02:00:00	124.597	3.63	09.01.2019 08:15:00	124.681	\$ -35015.13
3082	Sell	09.01.2019 01:30:00	124.576	3.66	09.01.2019 08:15:00	124.691	\$ -46649.48
3085	Sell	15.01.2019 02:30:00	124.315	3.65	15.01.2019 10:15:00	124.508	\$ -74982.5
3089	Sell	15.01.2019 22:30:00	123.908	3.54	16.01.2019 00:50:00	123.93	\$ -12964.01
3088	Sell	15.01.2019 22:10:00	123.889	3.57	16.01.2019 00:50:00	123.932	\$ -20570.23
3087	Sell	15.01.2019 22:05:00	123.84	3.61	16.01.2019 00:50:00	123.928	\$ -37043.69
3086	Sell	15.01.2019 22:00:00	123.785	3.64	16.01.2019 00:50:00	123.928	\$ -57369.6
3090	Sell	17.01.2019 22:35:00	124.476	3.59	18.01.2019 00:02:00	124.444	\$ 6218.89
3094	Sell	25.01.2019 02:30:00	124.047	3.51	25.01.2019 10:10:00	124.247	\$ -74554.47
3093	Sell	25.01.2019 02:15:00	124.041	3.54	25.01.2019 10:10:00	124.249	\$ -78023.41
3092	Sell	25.01.2019 02:10:00	123.995	3.57	25.01.2019 10:10:00	124.231	\$ -88678.8
3091	Sell	25.01.2019 02:00:00	123.972	3.6	25.01.2019 10:10:00	124.246	\$ -103103.42
3095	Buy	28.01.2019 00:05:00	124.916	3.48	28.01.2019 01:05:00	125.007	\$ 27321.06
3098	Buy	28.01.2019 02:30:00	124.826	3.43	28.01.2019 03:50:00	124.91	\$ 24530.67
3097	Buy	28.01.2019 02:10:00	124.854	3.46	28.01.2019 03:50:00	124.908	\$ 14364.09
3096	Buy	28.01.2019 02:00:00	124.873	3.49	28.01.2019 03:50:00	124.92	\$ 12044.93
3099	Sell	01.02.2019 02:30:00	124.704	3.51	01.02.2019 03:30:00	124.544	\$ 51782.75
3102	Buy	04.02.2019 02:00:00	125.353	3.45	04.02.2019 02:05:00	125.486	\$ 41560.05
3101	Buy	04.02.2019 01:45:00	125.388	3.48	04.02.2019 02:05:00	125.486	\$ 29740.74
3100	Buy	04.02.2019 00:05:00	125.408	3.5	04.02.2019 02:05:00	125.504	\$ 29210.47
3103	Buy	04.02.2019 21:25:00	125.588	3.53	05.02.2019 00:30:00	125.609	\$ 1380.65
3107	Sell	25.02.2019 02:30:00	125.694	3.43	25.02.2019 04:00:00	125.56	\$ 41650.35
3106	Sell	25.02.2019 02:25:00	125.668	3.46	25.02.2019 04:00:00	125.567	\$ 30597.61
3105	Sell	25.02.2019 01:45:00	125.646	3.5	25.02.2019 04:00:00	125.566	\$ 23602.6
3104	Sell	25.02.2019 01:30:00	125.613	3.53	25.02.2019 04:00:00	125.556	\$ 15686.83
3108	Buy	01.03.2019 00:00:00	126.644	3.53	01.03.2019 01:45:00	126.694	\$ 13179.36
3111	Sell	04.03.2019 23:20:00	126.722	3.47	05.03.2019 00:25:00	126.635	\$ 25017.87
3110	Sell	04.03.2019 23:05:00	126.702	3.5	05.03.2019 00:25:00	126.637	\$ 17534.79
3109	Sell	04.03.2019 23:00:00	126.688	3.53	05.03.2019 00:25:00	126.636	\$ 13096.62
3113	Sell	07.03.2019 23:40:00	124.967	3.57	08.03.2019 01:27:00	124.953	\$ -259.18
3116	Sell	08.03.2019 01:40:00	124.964	3.51	08.03.2019 02:45:00	124.818	\$ 46859.38
3115	Sell	08.03.2019 01:35:00	124.953	3.54	08.03.2019 02:45:00	124.808	\$ 46906.35
3114	Sell	08.03.2019 01:30:00	124.94	3.57	08.03.2019 02:45:00	124.806	\$ 43377.39
3112	Sell	07.03.2019 23:30:00	124.931	3.6	08.03.2019 02:45:00	124.817	\$ 35739.61
3118	Buy	21.03.2019 00:05:00	126.289	3.57	21.03.2019 03:30:00	126.541	\$ 85455.2
3117	Buy	21.03.2019 00:00:00	126.376	3.6	21.03.2019 03:30:00	126.543	\$ 55570.82
3122	Sell	21.03.2019 23:45:00	126.014	3.56	22.03.2019 02:05:00	126.006	\$ -2432.23
3121	Sell	21.03.2019 23:25:00	125.993	3.59	22.03.2019 02:05:00	126.013	\$ -12503.47
3120	Sell	21.03.2019 23:15:00	125.963	3.63	22.03.2019 02:05:00	126.008	\$ -21716.95
3119	Sell	21.03.2019 23:00:00	125.946	3.65	22.03.2019 02:05:00	126.007	\$ -27676.38
3126	Sell	25.03.2019 02:30:00	124.384	3.59	25.03.2019 03:30:00	124.189	\$ 65539.65
3125	Sell	25.03.2019 02:25:00	124.364	3.62	25.03.2019 03:30:00	124.191	\$ 58123.99
3124	Sell	25.03.2019 02:20:00	124.347	3.65	25.03.2019 03:30:00	124.2	\$ 49116.52
3123	Sell	25.03.2019 01:10:00	124.305	3.68	25.03.2019 03:30:00	124.187	\$ 38849.8
3128	Buy	26.03.2019 21:30:00	124.552	3.7	27.03.2019 01:20:00	124.577	\$ 2965.29
3127	Buy	26.03.2019 21:25:00	124.612	3.74	27.03.2019 07:30:00	124.48	\$ -55722.45
3132	Sell	23.04.2019 23:15:00	125.544	3.6	24.04.2019 01:55:00	125.541	\$ -4242.56
3131	Sell	23.04.2019 23:10:00	125.532	3.63	24.04.2019 01:55:00	125.529	\$ -4277.41
3130	Sell	23.04.2019 23:00:00	125.512	3.66	24.04.2019 01:55:00	125.54	\$ -15658.03
3129	Sell	23.04.2019 22:30:00	125.49	3.69	24.04.2019 01:55:00	125.531	\$ -20582.27
3135	Sell	24.04.2019 21:50:00	125.231	3.62	24.04.2019 23:35:00	125.13	\$ 32028.67
3134	Sell	24.04.2019 21:45:00	125.198	3.66	24.04.2019 23:35:00	125.134	\$ 18841.9
3133	Sell	24.04.2019 21:30:00	125.141	3.69	24.04.2019 23:35:00	125.134	\$ -2034.96
3136	Buy	29.04.2019 00:00:00	124.389	3.73	29.04.2019 04:20:00	124.512	\$ 41239.18
3140	Buy	01.05.2019 23:05:00	124.802	3.63	02.05.2019 00:55:00	124.798	\$ -10915.08
3139	Buy	01.05.2019 22:55:00	124.808	3.67	02.05.2019 00:55:00	124.808	\$ -9567.98

3138	Buy	01.05.2019 22:45:00	124.825	3.7	02.05.2019 00:55:00	124.808	\$ -15936.86
3137	Buy	01.05.2019 22:30:00	124.845	3.73	02.05.2019 00:55:00	124.797	\$ -27629.45
3142	Buy	07.05.2019 00:05:00	123.812	3.69	07.05.2019 02:50:00	124.137	\$ 115356.56
3141	Buy	07.05.2019 00:00:00	124.004	3.73	07.05.2019 02:50:00	124.148	\$ 49086.65
3145	Sell	07.05.2019 23:30:00	123.454	3.73	08.05.2019 00:42:00	123.428	\$ 4261.04
3144	Sell	07.05.2019 23:15:00	123.43	3.77	08.05.2019 02:40:00	123.367	\$ 18257.09
3143	Sell	07.05.2019 23:10:00	123.407	3.8	08.05.2019 02:40:00	123.382	\$ 3962.68
3146	Sell	13.05.2019 21:30:00	122.829	3.82	14.05.2019 00:00:00	122.659	\$ 59396.0
3150	Buy	22.05.2019 00:05:00	123.306	3.73	22.05.2019 02:15:00	123.45	\$ 49112.43
3149	Buy	21.05.2019 23:55:00	123.328	3.76	22.05.2019 02:15:00	123.431	\$ 32387.78
3148	Buy	21.05.2019 23:25:00	123.349	3.79	22.05.2019 02:15:00	123.431	\$ 24686.28
3147	Buy	21.05.2019 23:00:00	123.382	3.82	22.05.2019 02:15:00	123.434	\$ 13420.31
3151	Sell	29.05.2019 23:00:00	122.08	3.9	30.05.2019 09:05:00	122.127	\$ -25700.18
3152	Buy	24.06.2019 00:00:00	122.021	3.89	24.06.2019 01:05:00	122.069	\$ 13925.42
3155	Sell	02.08.2019 01:55:00	119.102	3.92	02.08.2019 02:37:00	119.093	\$ -1140.76
3154	Sell	02.08.2019 01:45:00	119.074	3.96	02.08.2019 03:35:00	118.953	\$ 43200.83
3153	Sell	02.08.2019 01:30:00	119.044	3.99	02.08.2019 03:35:00	118.969	\$ 25175.34
3158	Buy	06.08.2019 00:55:00	118.589	3.95	06.08.2019 02:32:00	118.626	\$ 9930.54
3159	Buy	06.08.2019 01:00:00	118.449	3.88	06.08.2019 02:32:00	118.63	\$ 65631.95
3157	Buy	06.08.2019 00:30:00	118.662	3.99	06.08.2019 03:15:00	118.811	\$ 54716.23
3156	Buy	06.08.2019 00:00:00	118.682	4.03	06.08.2019 03:15:00	118.794	\$ 40352.87
3160	Sell	07.08.2019 22:40:00	119.051	4.06	08.08.2019 01:10:00	118.919	\$ 46042.23
3163	Buy	14.08.2019 01:50:00	119.132	4.01	14.08.2019 07:10:00	118.868	\$ -110641.03
3162	Buy	14.08.2019 01:45:00	119.15	4.04	14.08.2019 07:10:00	118.862	\$ -121165.3
3161	Buy	14.08.2019 01:30:00	119.165	4.07	14.08.2019 07:10:00	118.862	\$ -128170.69
3164	Sell	15.08.2019 02:30:00	117.961	4.01	15.08.2019 04:35:00	117.933	\$ 6497.72
3167	Sell	28.08.2019 22:50:00	117.647	3.95	28.08.2019 23:55:00	117.476	\$ 62897.59
3166	Sell	28.08.2019 22:40:00	117.619	3.99	28.08.2019 23:55:00	117.472	\$ 53960.04
3165	Sell	28.08.2019 22:30:00	117.59	4.02	28.08.2019 23:55:00	117.462	\$ 46728.88
3168	Sell	03.09.2019 22:30:00	116.357	4.11	03.09.2019 23:35:00	116.271	\$ 30564.01
3169	Sell	11.09.2019 21:30:00	118.695	4.04	12.09.2019 07:35:00	119.026	\$ -141221.96
3170	Sell	12.09.2019 02:30:00	118.903	3.98	12.09.2019 08:50:00	118.953	\$ -24632.62
3171	Buy	13.09.2019 00:00:00	119.598	3.96	13.09.2019 01:05:00	119.677	\$ 26548.39
3172	Buy	16.09.2019 00:30:00	119.212	3.98	16.09.2019 01:12:00	119.396	\$ 68487.44
3173	Buy	16.09.2019 00:50:00	119.173	3.95	16.09.2019 01:12:00	119.394	\$ 82587.78
3177	Sell	16.09.2019 23:30:00	119.005	3.92	17.09.2019 00:07:00	118.984	\$ 2692.92
3176	Sell	16.09.2019 23:00:00	118.977	3.96	17.09.2019 00:30:00	118.903	\$ 23709.59
3175	Sell	16.09.2019 22:05:00	118.916	4.01	17.09.2019 00:30:00	118.914	\$ -4861.16
3174	Sell	16.09.2019 21:30:00	118.904	4.04	17.09.2019 00:30:00	118.903	\$ -5300.84
3179	Sell	23.09.2019 01:30:00	118.683	4.02	23.09.2019 02:05:00	118.613	\$ 23368.42
3178	Sell	23.09.2019 00:30:00	118.68	4.05	23.09.2019 02:05:00	118.603	\$ 26378.5
3180	Buy	07.10.2019 00:30:00	117.2	4.12	07.10.2019 04:02:00	117.249	\$ 15359.81
3181	Buy	07.10.2019 00:45:00	117.168	4.08	07.10.2019 04:02:00	117.246	\$ 27043.55
3182	Buy	07.10.2019 00:50:00	117.153	4.05	07.10.2019 04:02:00	117.248	\$ 33730.34
3183	Buy	07.10.2019 01:00:00	117.104	4.01	07.10.2019 04:02:00	117.237	\$ 48636.81
3186	Buy	10.10.2019 01:40:00	117.624	4.07	10.10.2019 03:05:00	117.88	\$ 99404.42
3185	Buy	10.10.2019 01:35:00	117.67	4.1	10.10.2019 03:05:00	117.888	\$ 84555.57
3184	Buy	10.10.2019 01:30:00	117.693	4.14	10.10.2019 03:05:00	117.896	\$ 79169.72
3187	Buy	14.10.2019 00:05:00	119.548	4.15	14.10.2019 02:38:00	119.593	\$ 13714.13
3188	Buy	21.10.2019 01:30:00	120.864	4.11	21.10.2019 03:00:00	120.942	\$ 27090.94
3190	Sell	01.11.2019 00:00:00	120.466	4.1	01.11.2019 03:05:00	120.455	\$ -429.02
3189	Sell	31.10.2019 23:00:00	120.448	4.13	01.11.2019 03:05:00	120.442	\$ -3417.41
3191	Sell	05.11.2019 02:30:00	121.005	4.11	05.11.2019 05:35:00	120.941	\$ 21330.53
3193	Buy	07.11.2019 22:35:00	120.672	4.1	08.11.2019 02:10:00	120.848	\$ 65355.27
3192	Buy	07.11.2019 22:30:00	120.689	4.13	08.11.2019 02:10:00	120.843	\$ 56747.15
3195	Buy	18.11.2019 01:30:00	120.13	4.14	18.11.2019 02:35:00	120.23	\$ 36426.82
3194	Buy	18.11.2019 00:00:00	120.201	4.18	18.11.2019 02:35:00	120.229	\$ 6680.02
3197	Sell	25.11.2019 01:55:00	119.848	4.17	25.11.2019 05:20:00	119.887	\$ -21261.08
3196	Sell	25.11.2019 01:30:00	119.837	4.2	25.11.2019 05:20:00	119.889	\$ -26873.62
3198	Sell	27.11.2019 22:00:00	120.588	4.16	27.11.2019 23:45:00	120.492	\$ 34919.41

3201	Buy	28.11.2019 01:50:00	120.327	4.11	28.11.2019 04:00:00	120.469	\$ 53416.4
3200	Buy	28.11.2019 01:40:00	120.374	4.15	28.11.2019 04:00:00	120.473	\$ 36089.69
3199	Buy	28.11.2019 01:30:00	120.385	4.18	28.11.2019 04:00:00	120.459	\$ 25900.16
3202	Sell	02.12.2019 02:30:00	120.836	4.2	02.12.2019 07:00:00	120.803	\$ 8785.18
3203	Sell	09.12.2019 01:30:00	120.182	4.23	09.12.2019 02:05:00	120.043	\$ 53713.56
3205	Sell	11.12.2019 22:10:00	120.9	4.18	11.12.2019 23:50:00	120.808	\$ 33402.13
3204	Sell	11.12.2019 22:00:00	120.867	4.22	11.12.2019 23:50:00	120.808	\$ 19797.37
3209	Sell	16.12.2019 01:35:00	121.757	4.09	16.12.2019 10:35:00	121.847	\$ -41789.66
3208	Sell	16.12.2019 01:00:00	121.71	4.13	16.12.2019 10:35:00	121.845	\$ -60781.46
3207	Sell	16.12.2019 00:35:00	121.688	4.17	16.12.2019 10:35:00	121.849	\$ -72211.35
3206	Sell	16.12.2019 00:30:00	121.664	4.2	16.12.2019 10:35:00	121.86	\$ -87430.06
3211	Sell	26.12.2019 00:50:00	121.326	4.11	26.12.2019 06:00:00	121.483	\$ -69513.95
3210	Sell	26.12.2019 00:30:00	121.319	4.14	26.12.2019 06:00:00	121.483	\$ -72918.32
3213	Sell	03.01.2020 01:30:00	121.356	4.06	03.01.2020 03:00:00	121.149	\$ 79115.19
3212	Sell	03.01.2020 00:00:00	121.276	4.1	03.01.2020 03:00:00	121.163	\$ 41357.56
3214	Sell	06.01.2020 02:30:00	120.618	4.16	06.01.2020 03:55:00	120.473	\$ 55302.25
3215	Buy	08.01.2020 23:00:00	121.171	4.16	09.01.2020 02:10:00	121.271	\$ 30906.1
3219	Sell	23.01.2020 21:55:00	121.05	4.06	24.01.2020 00:00:00	121.015	\$ 8389.71
3218	Sell	23.01.2020 21:45:00	121.038	4.1	24.01.2020 00:00:00	121.016	\$ 3142.81
3217	Sell	23.01.2020 21:30:00	121.02	4.14	24.01.2020 00:00:00	121.028	\$ -9245.74
3216	Sell	23.01.2020 21:25:00	121.009	4.17	24.01.2020 00:00:00	121.018	\$ -9729.49
3220	Sell	27.01.2020 02:30:00	120.233	4.19	27.01.2020 04:35:00	120.134	\$ 36442.78
3224	Sell	30.01.2020 23:00:00	120.154	4.1	31.01.2020 01:05:00	120.152	\$ -5020.74
3223	Sell	30.01.2020 22:45:00	120.139	4.14	31.01.2020 01:05:00	120.148	\$ -9622.89
3222	Sell	30.01.2020 22:35:00	120.117	4.17	31.01.2020 01:05:00	120.152	\$ -20533.54
3221	Sell	30.01.2020 22:30:00	120.065	4.21	31.01.2020 01:05:00	120.159	\$ -45568.07
3225	Buy	05.02.2020 02:30:00	120.805	4.16	05.02.2020 10:25:00	120.825	\$ 3294.35
3229	Buy	20.02.2020 02:10:00	120.186	4.07	20.02.2020 05:05:00	120.252	\$ 21970.63
3228	Buy	20.02.2020 02:00:00	120.203	4.11	20.02.2020 05:05:00	120.246	\$ 12732.33
3227	Buy	20.02.2020 01:00:00	120.226	4.15	20.02.2020 05:05:00	120.241	\$ 1235.33
3226	Buy	20.02.2020 00:50:00	120.269	4.18	20.02.2020 05:05:00	120.254	\$ -11297.5
3230	Buy	24.02.2020 00:00:00	120.326	4.19	24.02.2020 00:52:00	120.725	\$ 162139.63
3231	Buy	24.02.2020 00:55:00	120.71	4.22	24.02.2020 01:53:00	120.852	\$ 54829.91
3232	Buy	24.02.2020 01:00:00	120.687	4.19	24.02.2020 01:53:00	120.842	\$ 59888.26
3236	Sell	25.02.2020 02:15:00	120.398	4.12	25.02.2020 05:10:00	120.402	\$ -6608.93
3235	Sell	25.02.2020 02:05:00	120.337	4.18	25.02.2020 05:10:00	120.407	\$ -34290.3
3234	Sell	25.02.2020 02:00:00	120.258	4.23	25.02.2020 05:10:00	120.405	\$ -67268.21
3233	Sell	24.02.2020 22:30:00	120.205	4.27	25.02.2020 05:10:00	120.418	\$ -97036.13
3240	Sell	25.02.2020 23:30:00	119.876	4.11	26.02.2020 03:00:00	119.79	\$ 29502.28
3239	Sell	25.02.2020 23:15:00	119.849	4.15	26.02.2020 03:00:00	119.805	\$ 12360.48
3238	Sell	25.02.2020 22:45:00	119.828	4.19	26.02.2020 03:00:00	119.802	\$ 4938.79
3237	Sell	25.02.2020 22:00:00	119.803	4.23	26.02.2020 03:00:00	119.788	\$ 334.21
3244	Buy	28.02.2020 00:00:00	120.545	4.07	28.02.2020 08:40:00	119.865	\$ -281666.1
3243	Buy	27.02.2020 23:15:00	120.588	4.12	28.02.2020 08:40:00	119.856	\$ -308418.63
3242	Buy	27.02.2020 23:05:00	120.718	4.17	28.02.2020 08:40:00	119.863	\$ -363457.45
3241	Buy	27.02.2020 23:00:00	120.738	4.21	28.02.2020 08:40:00	119.867	\$ -373680.86
3246	Sell	05.03.2020 02:00:00	119.975	3.79	05.03.2020 02:38:00	119.826	\$ 51923.87
3245	Sell	04.03.2020 23:00:00	119.739	3.85	05.03.2020 03:37:00	119.713	\$ 2824.51
3247	Buy	09.03.2020 00:01:00	118.271	3.92	09.03.2020 01:07:00	118.39	\$ 42011.93
3248	Buy	09.03.2020 01:10:00	118.232	3.93	09.03.2020 01:18:00	118.423	\$ 70416.44
3249	Buy	09.03.2020 01:55:00	118.06	3.96	09.03.2020 02:17:00	118.356	\$ 112540.51
3253	Sell	09.03.2020 23:15:00	117.302	3.91	09.03.2020 23:38:00	117.262	\$ 11053.69
3252	Sell	09.03.2020 22:55:00	117.279	3.94	10.03.2020 00:06:00	117.027	\$ 93788.43
3251	Sell	09.03.2020 22:50:00	117.262	3.98	10.03.2020 00:06:00	117.03	\$ 86780.95
3250	Sell	09.03.2020 22:35:00	117.18	4.02	10.03.2020 00:06:00	117.025	\$ 56702.74
3254	Sell	12.03.2020 02:00:00	117.901	4.07	12.03.2020 02:32:00	117.874	\$ 6190.02
3255	Buy	16.03.2020 01:30:00	118.228	4.06	16.03.2020 01:40:00	118.751	\$ 207537.98
3256	Buy	16.03.2020 02:15:00	118.322	4.12	16.03.2020 02:20:00	118.486	\$ 62693.3
3257	Sell	16.03.2020 21:25:00	118.468	4.13	16.03.2020 21:49:00	118.419	\$ 15343.94
3258	Sell	16.03.2020 21:30:00	118.614	4.08	16.03.2020 21:49:00	118.415	\$ 76352.67

3259	Sell	16.03.2020 22:00:00	118.54	4.16	16.03.2020 22:45:00	118.372	\$ 64956.36
3260	Sell	16.03.2020 22:05:00	118.593	4.12	16.03.2020 22:45:00	118.384	\$ 81222.01
3261	Sell	16.03.2020 22:10:00	118.646	4.07	16.03.2020 22:45:00	118.383	\$ 102211.58
3262	Sell	16.03.2020 22:15:00	118.66	4.04	16.03.2020 22:45:00	118.373	\$ 111154.06
3264	Sell	17.03.2020 01:35:00	118.605	4.22	17.03.2020 02:46:00	118.573	\$ 8498.95
3265	Sell	17.03.2020 01:45:00	118.639	4.18	17.03.2020 02:46:00	118.58	\$ 19702.89
3266	Sell	17.03.2020 01:50:00	118.659	4.14	17.03.2020 02:46:00	118.576	\$ 29449.68
3263	Sell	17.03.2020 01:30:00	118.503	4.27	17.03.2020 09:00:00	118.867	\$ -160487.99
3270	Sell	17.03.2020 21:40:00	118.531	4.09	17.03.2020 23:35:00	118.335	\$ 75315.59
3269	Sell	17.03.2020 21:35:00	118.519	4.13	17.03.2020 23:35:00	118.339	\$ 69444.71
3268	Sell	17.03.2020 21:30:00	118.38	4.2	17.03.2020 23:35:00	118.338	\$ 12667.49
3267	Sell	17.03.2020 21:25:00	118.342	4.24	17.03.2020 23:35:00	118.346	\$ -6713.7
3272	Sell	18.03.2020 23:05:00	117.921	4.26	18.03.2020 23:29:00	117.896	\$ 5626.86
3271	Sell	18.03.2020 23:00:00	117.836	4.3	19.03.2020 00:27:00	117.786	\$ 13556.22
3273	Sell	18.03.2020 23:45:00	117.947	4.25	19.03.2020 00:27:00	117.779	\$ 63543.49
3275	Sell	19.03.2020 02:05:00	118.621	4.21	19.03.2020 02:19:00	118.422	\$ 78784.55
3276	Sell	19.03.2020 02:20:00	118.447	4.26	19.03.2020 03:30:00	118.413	\$ 9438.33
3277	Sell	19.03.2020 02:25:00	118.469	4.22	19.03.2020 03:30:00	118.413	\$ 18632.31
3278	Sell	19.03.2020 02:30:00	118.542	4.16	19.03.2020 03:30:00	118.432	\$ 40828.44
3274	Sell	19.03.2020 01:55:00	118.177	4.32	19.03.2020 10:45:00	118.465	\$ -129521.25
3282	Sell	19.03.2020 22:25:00	118.464	4.15	19.03.2020 23:10:00	118.365	\$ 36168.99
3279	Sell	19.03.2020 22:05:00	118.216	4.32	19.03.2020 23:31:00	118.197	\$ 3101.03
3280	Sell	19.03.2020 22:10:00	118.322	4.27	19.03.2020 23:31:00	118.207	\$ 44052.14
3281	Sell	19.03.2020 22:20:00	118.351	4.23	19.03.2020 23:31:00	118.207	\$ 55905.79
3285	Buy	23.03.2020 00:45:00	118.414	4.27	23.03.2020 01:02:00	118.436	\$ 4337.89
3284	Buy	23.03.2020 00:30:00	118.44	4.31	23.03.2020 01:56:00	118.465	\$ 5670.15
3283	Buy	23.03.2020 00:06:00	118.507	4.35	23.03.2020 05:00:00	118.292	\$ -98679.88
3289	Buy	23.03.2020 22:50:00	119.411	4.16	24.03.2020 03:55:00	119.545	\$ 48892.31
3288	Buy	23.03.2020 22:35:00	119.446	4.2	24.03.2020 03:55:00	119.543	\$ 33820.67
3287	Buy	23.03.2020 22:30:00	119.529	4.25	24.03.2020 03:55:00	119.536	\$ -4030.15
3286	Buy	23.03.2020 22:20:00	119.548	4.29	24.03.2020 03:55:00	119.534	\$ -13077.64
3291	Buy	24.03.2020 21:50:00	119.776	4.26	24.03.2020 22:25:00	119.998	\$ 89469.5
3290	Buy	24.03.2020 21:45:00	119.824	4.3	24.03.2020 22:25:00	120.01	\$ 74827.61
3295	Buy	26.03.2020 02:20:00	120.698	4.19	26.03.2020 03:45:00	120.845	\$ 56536.26
3294	Buy	26.03.2020 02:15:00	120.719	4.23	26.03.2020 03:45:00	120.847	\$ 49037.84
3293	Buy	26.03.2020 02:05:00	120.778	4.28	26.03.2020 03:45:00	120.86	\$ 29926.66
3292	Buy	26.03.2020 02:00:00	120.795	4.31	26.03.2020 03:45:00	120.856	\$ 21084.95
3297	Sell	26.03.2020 23:05:00	120.966	4.31	26.03.2020 23:54:00	120.916	\$ 16336.19
3296	Sell	26.03.2020 23:00:00	120.913	4.35	27.03.2020 00:40:00	120.729	\$ 73810.1
3299	Sell	31.03.2020 02:30:00	119.296	4.4	31.03.2020 03:07:00	119.278	\$ 2671.15
3298	Sell	31.03.2020 02:05:00	119.267	4.44	31.03.2020 03:30:00	119.119	\$ 60416.55
3300	Sell	31.03.2020 21:25:00	118.624	4.48	31.03.2020 22:39:00	118.58	\$ 14397.91
3301	Sell	31.03.2020 21:30:00	118.655	4.44	31.03.2020 22:39:00	118.574	\$ 30695.72
3302	Sell	01.04.2020 00:25:00	118.711	4.49	01.04.2020 01:00:00	118.641	\$ 26099.88
3303	Sell	01.04.2020 02:00:00	118.775	4.49	01.04.2020 03:05:00	118.386	\$ 169327.51
3307	Sell	01.04.2020 23:05:00	117.327	4.46	02.04.2020 03:10:00	117.315	\$ -2864.7
3306	Sell	01.04.2020 22:55:00	117.291	4.51	02.04.2020 03:10:00	117.326	\$ -24091.74
3305	Sell	01.04.2020 22:50:00	117.241	4.56	02.04.2020 03:10:00	117.316	\$ -42596.92
3304	Sell	01.04.2020 22:00:00	117.186	4.61	02.04.2020 03:10:00	117.308	\$ -64728.87
3309	Sell	02.04.2020 23:20:00	117.183	4.53	03.04.2020 00:35:00	117.005	\$ 74315.1
3308	Sell	02.04.2020 23:10:00	117.168	4.57	03.04.2020 00:35:00	117.017	\$ 62632.9
3310	Sell	03.04.2020 01:30:00	117.243	4.6	03.04.2020 03:03:00	117.201	\$ 13926.64
3311	Sell	03.04.2020 01:35:00	117.266	4.57	03.04.2020 03:03:00	117.202	\$ 23889.17
3312	Sell	03.04.2020 02:00:00	117.309	4.52	03.04.2020 03:03:00	117.192	\$ 47581.36
3313	Sell	03.04.2020 02:05:00	117.373	4.46	03.04.2020 03:03:00	117.202	\$ 71031.25
3317	Buy	08.04.2020 00:10:00	118.38	4.46	08.04.2020 02:08:00	118.413	\$ 9438.34
3316	Buy	08.04.2020 00:00:00	118.443	4.52	08.04.2020 07:15:00	118.312	\$ -64565.76
3315	Buy	07.04.2020 23:55:00	118.5	4.56	08.04.2020 07:15:00	118.297	\$ -100037.05
3314	Buy	07.04.2020 23:05:00	118.524	4.6	08.04.2020 07:15:00	118.305	\$ -108276.18
3320	Sell	13.04.2020 23:15:00	117.595	4.48	14.04.2020 00:25:00	117.491	\$ 40324.52

3319	Sell	13.04.2020 23:10:00	117.57	4.52	14.04.2020 00:25:00	117.489	\$ 30290.06
3318	Sell	13.04.2020 23:00:00	117.535	4.56	14.04.2020 00:25:00	117.488	\$ 15055.57
3323	Sell	14.04.2020 22:10:00	117.733	4.5	15.04.2020 00:05:00	117.686	\$ 14847.97
3322	Sell	14.04.2020 22:05:00	117.724	4.54	15.04.2020 00:05:00	117.675	\$ 15889.0
3321	Sell	14.04.2020 22:00:00	117.679	4.58	15.04.2020 00:05:00	117.676	\$ -5037.45
3324	Sell	15.04.2020 23:00:00	117.419	4.6	15.04.2020 23:40:00	117.271	\$ 62678.96
3328	Sell	17.04.2020 00:40:00	117.246	4.44	17.04.2020 03:05:00	117.072	\$ 72050.41
3327	Sell	17.04.2020 00:35:00	117.153	4.52	17.04.2020 03:05:00	117.078	\$ 28604.64
3326	Sell	17.04.2020 00:30:00	117.027	4.59	17.04.2020 03:05:00	117.085	\$ -31993.86
3325	Sell	17.04.2020 00:00:00	116.973	4.64	17.04.2020 03:05:00	117.083	\$ -56467.5
3329	Buy	01.05.2020 00:06:00	117.363	4.62	01.05.2020 03:22:00	117.397	\$ 10286.11
3330	Buy	01.05.2020 01:05:00	117.254	4.58	01.05.2020 03:22:00	117.381	\$ 52795.54
3331	Buy	01.05.2020 01:10:00	117.236	4.54	01.05.2020 03:22:00	117.387	\$ 63231.62
3332	Buy	01.05.2020 01:15:00	117.229	4.5	01.05.2020 03:22:00	117.397	\$ 70325.14
3333	Buy	04.05.2020 00:30:00	117.153	4.69	04.05.2020 01:27:00	117.163	\$ -804.57
3334	Buy	04.05.2020 02:00:00	117.071	4.69	04.05.2020 09:35:00	116.799	\$ -133058.07
3335	Buy	12.05.2020 00:30:00	116.315	4.68	12.05.2020 07:00:00	116.069	\$ -120571.12
3339	Buy	12.05.2020 23:30:00	116.258	4.53	13.05.2020 01:00:00	116.262	\$ -5506.58
3338	Buy	12.05.2020 23:15:00	116.273	4.57	13.05.2020 01:00:00	116.266	\$ -10583.07
3337	Buy	12.05.2020 23:10:00	116.303	4.61	13.05.2020 01:00:00	116.264	\$ -25428.48
3336	Buy	12.05.2020 23:00:00	116.308	4.65	13.05.2020 01:00:00	116.266	\$ -27045.05
3343	Sell	14.05.2020 22:50:00	115.903	4.51	15.05.2020 01:50:00	115.862	\$ 12258.04
3342	Sell	14.05.2020 22:45:00	115.882	4.55	15.05.2020 01:50:00	115.857	\$ 5087.45
3341	Sell	14.05.2020 22:40:00	115.82	4.61	15.05.2020 01:50:00	115.864	\$ -26651.84
3340	Sell	14.05.2020 22:30:00	115.793	4.65	15.05.2020 01:50:00	115.865	\$ -39901.65
3345	Buy	18.05.2020 00:10:00	115.833	4.59	18.05.2020 01:55:00	116.095	\$ 114941.82
3344	Buy	18.05.2020 00:01:00	115.875	4.63	18.05.2020 01:55:00	116.089	\$ 93717.03
3346	Buy	19.05.2020 00:00:00	117.134	4.64	19.05.2020 01:25:00	117.18	\$ 15909.12
3350	Buy	19.05.2020 23:00:00	117.685	4.48	20.05.2020 01:25:00	117.698	\$ -1477.77
3349	Buy	19.05.2020 22:55:00	117.749	4.54	20.05.2020 01:25:00	117.713	\$ -23745.97
3348	Buy	19.05.2020 22:40:00	117.767	4.58	20.05.2020 01:25:00	117.715	\$ -31284.84
3347	Buy	19.05.2020 22:30:00	117.84	4.62	20.05.2020 01:25:00	117.711	\$ -67135.11
3353	Buy	21.05.2020 23:10:00	117.74	4.51	22.05.2020 03:25:00	117.913	\$ 70669.94
3352	Buy	21.05.2020 23:05:00	117.77	4.55	22.05.2020 03:25:00	117.909	\$ 55825.63
3351	Buy	21.05.2020 23:00:00	117.783	4.58	22.05.2020 03:25:00	117.904	\$ 47949.12
3356	Sell	25.05.2020 02:30:00	117.503	4.56	25.05.2020 03:55:00	117.379	\$ 51186.09
3355	Sell	25.05.2020 02:25:00	117.46	4.61	25.05.2020 03:55:00	117.388	\$ 27776.96
3354	Sell	25.05.2020 02:00:00	117.423	4.65	25.05.2020 03:55:00	117.39	\$ 9884.27
3357	Buy	26.05.2020 23:00:00	118.038	4.65	27.05.2020 09:05:00	117.86	\$ -90364.75
3358	Buy	28.05.2020 23:00:00	119.153	4.58	29.05.2020 00:50:00	119.237	\$ 30940.1
3361	Buy	02.06.2020 22:35:00	121.331	4.43	03.06.2020 02:20:00	121.421	\$ 32488.69
3360	Buy	02.06.2020 22:25:00	121.35	4.47	03.06.2020 02:20:00	121.421	\$ 24287.39
3359	Buy	02.06.2020 22:15:00	121.392	4.51	03.06.2020 02:20:00	121.427	\$ 8267.37
3362	Buy	04.06.2020 00:00:00	122.323	4.49	04.06.2020 01:50:00	122.387	\$ 23243.83
3363	Buy	05.06.2020 00:40:00	123.68	4.45	05.06.2020 01:25:00	123.784	\$ 40776.37
3364	Sell	08.06.2020 01:30:00	123.968	4.45	08.06.2020 02:06:00	123.95	\$ 2493.2
3365	Sell	08.06.2020 02:30:00	124.032	4.45	08.06.2020 03:26:00	123.928	\$ 40760.8
3369	Sell	09.06.2020 01:50:00	122.523	4.4	09.06.2020 03:25:00	122.396	\$ 50488.81
3368	Sell	09.06.2020 01:45:00	122.496	4.44	09.06.2020 03:25:00	122.397	\$ 38516.87
3367	Sell	09.06.2020 01:40:00	122.483	4.48	09.06.2020 03:25:00	122.404	\$ 29904.49
3366	Sell	09.06.2020 01:35:00	122.454	4.52	09.06.2020 03:25:00	122.39	\$ 23393.35
3370	Sell	10.06.2020 21:30:00	122.165	4.57	10.06.2020 22:00:00	122.062	\$ 41487.51
3371	Sell	17.06.2020 02:30:00	120.963	4.63	17.06.2020 03:20:00	120.723	\$ 105519.6
3373	Sell	18.06.2020 23:25:00	119.901	4.66	19.06.2020 00:50:00	119.789	\$ 45565.11
3372	Sell	18.06.2020 23:00:00	119.886	4.7	19.06.2020 00:50:00	119.793	\$ 37027.59
3377	Buy	07.07.2020 23:20:00	121.2	4.56	08.07.2020 02:05:00	121.285	\$ 31167.78
3376	Buy	07.07.2020 23:15:00	121.213	4.6	08.07.2020 02:05:00	121.278	\$ 22240.91
3375	Buy	07.07.2020 23:05:00	121.219	4.63	08.07.2020 02:05:00	121.279	\$ 20070.17
3374	Buy	07.07.2020 23:00:00	121.235	4.67	08.07.2020 02:05:00	121.277	\$ 11836.58
3381	Buy	13.07.2020 22:50:00	121.711	4.55	14.07.2020 03:05:00	121.775	\$ 21521.55

3380	Buy	13.07.2020 22:35:00	121.717	4.59	14.07.2020 03:05:00	121.784	\$ 23086.83
3379	Buy	13.07.2020 22:30:00	121.78	4.64	14.07.2020 03:05:00	121.778	\$ -8679.96
3378	Buy	13.07.2020 22:00:00	121.788	4.67	14.07.2020 03:05:00	121.79	\$ -6869.2
3383	Sell	21.07.2020 22:05:00	123.157	4.59	22.07.2020 03:10:00	123.195	\$ -24118.29
3382	Sell	21.07.2020 21:45:00	123.127	4.63	22.07.2020 03:10:00	123.185	\$ -33587.32
3386	Buy	22.07.2020 23:55:00	123.979	4.51	23.07.2020 01:05:00	124.055	\$ 22555.19
3385	Buy	22.07.2020 23:30:00	124.003	4.54	23.07.2020 01:05:00	124.052	\$ 10446.81
3384	Buy	22.07.2020 22:30:00	124.039	4.58	23.07.2020 01:05:00	124.044	\$ -9615.16
3389	Buy	23.07.2020 22:55:00	123.809	4.52	23.07.2020 23:55:00	123.917	\$ 43219.92
3388	Buy	23.07.2020 22:45:00	123.832	4.56	23.07.2020 23:55:00	123.916	\$ 32657.76
3387	Buy	23.07.2020 22:30:00	123.84	4.59	23.07.2020 23:55:00	123.93	\$ 35625.93
3390	Sell	27.07.2020 00:00:00	123.447	4.64	27.07.2020 04:50:00	123.578	\$ -66512.54
3391	Sell	30.07.2020 21:25:00	124.094	4.6	30.07.2020 23:05:00	124.039	\$ 19591.4
3392	Buy	03.08.2020 00:05:00	124.54	4.59	03.08.2020 01:15:00	124.588	\$ 16316.07
3393	Buy	03.08.2020 00:10:00	124.519	4.55	03.08.2020 01:15:00	124.596	\$ 29369.2
3396	Sell	06.08.2020 21:45:00	125.419	4.49	07.08.2020 00:05:00	125.296	\$ 48594.73
3395	Sell	06.08.2020 21:40:00	125.382	4.53	07.08.2020 00:05:00	125.3	\$ 30455.87
3394	Sell	06.08.2020 21:35:00	125.348	4.57	07.08.2020 00:05:00	125.3	\$ 15188.12
3400	Buy	11.08.2020 22:20:00	125.031	4.45	12.08.2020 03:10:00	125.094	\$ 20455.63
3399	Buy	11.08.2020 22:15:00	125.089	4.5	12.08.2020 03:10:00	125.104	\$ -917.51
3398	Buy	11.08.2020 22:10:00	125.181	4.56	12.08.2020 03:10:00	125.089	\$ -49726.21
3397	Buy	11.08.2020 22:05:00	125.266	4.6	12.08.2020 03:10:00	125.096	\$ -86046.04
3401	Buy	12.08.2020 22:00:00	125.933	4.54	13.08.2020 01:45:00	125.982	\$ 10359.1
3405	Buy	13.08.2020 21:55:00	126.173	4.41	14.08.2020 01:45:00	126.368	\$ 78432.86
3404	Buy	13.08.2020 21:50:00	126.241	4.46	14.08.2020 01:45:00	126.367	\$ 48545.54
3403	Buy	13.08.2020 21:45:00	126.257	4.5	14.08.2020 01:45:00	126.364	\$ 40429.93
3402	Buy	13.08.2020 21:35:00	126.277	4.53	14.08.2020 01:45:00	126.367	\$ 32997.38
3409	Sell	24.08.2020 02:30:00	124.965	4.52	24.08.2020 03:05:00	124.895	\$ 25991.08
3408	Sell	24.08.2020 01:50:00	124.959	4.56	24.08.2020 03:05:00	124.881	\$ 29869.92
3407	Sell	24.08.2020 01:35:00	124.939	4.6	24.08.2020 03:05:00	124.879	\$ 21852.44
3406	Sell	24.08.2020 01:30:00	124.904	4.64	24.08.2020 03:05:00	124.883	\$ 3948.08
3413	Sell	31.08.2020 01:10:00	125.737	4.46	31.08.2020 03:15:00	125.536	\$ 84038.44
3412	Sell	31.08.2020 01:05:00	125.606	4.55	31.08.2020 03:15:00	125.538	\$ 25224.74
3411	Sell	31.08.2020 00:45:00	125.544	4.6	31.08.2020 03:15:00	125.532	\$ -255.39
3410	Sell	31.08.2020 00:30:00	125.506	4.64	31.08.2020 03:15:00	125.529	\$ -16495.8
3417	Buy	31.08.2020 22:20:00	126.335	4.52	31.08.2020 23:50:00	126.432	\$ 38134.11
3416	Buy	31.08.2020 22:05:00	126.345	4.56	31.08.2020 23:50:00	126.437	\$ 36190.71
3415	Buy	31.08.2020 21:50:00	126.377	4.6	31.08.2020 23:50:00	126.429	\$ 18107.21
3414	Buy	31.08.2020 21:25:00	126.39	4.63	31.08.2020 23:50:00	126.437	\$ 15909.47
3421	Buy	01.09.2020 21:55:00	126.157	4.55	02.09.2020 01:15:00	126.273	\$ 44978.57
3420	Buy	01.09.2020 21:45:00	126.183	4.59	02.09.2020 01:15:00	126.277	\$ 35274.61
3419	Buy	01.09.2020 21:40:00	126.229	4.63	02.09.2020 01:15:00	126.275	\$ 13356.76
3418	Buy	01.09.2020 21:30:00	126.234	4.67	02.09.2020 01:15:00	126.274	\$ 10669.69
3423	Sell	02.09.2020 23:55:00	125.886	4.67	03.09.2020 03:00:00	125.809	\$ 26955.61
3422	Sell	02.09.2020 23:30:00	125.874	4.71	03.09.2020 03:00:00	125.808	\$ 22006.06
3424	Sell	03.09.2020 23:30:00	125.896	4.72	04.09.2020 00:40:00	125.76	\$ 57197.2
3425	Buy	04.09.2020 02:30:00	125.633	4.75	04.09.2020 03:35:00	125.834	\$ 89507.24
3429	Buy	10.09.2020 21:55:00	125.508	4.64	11.09.2020 00:25:00	125.466	\$ -27413.35
3428	Buy	10.09.2020 21:45:00	125.54	4.68	11.09.2020 00:25:00	125.462	\$ -44499.17
3427	Buy	10.09.2020 21:30:00	125.578	4.73	11.09.2020 00:25:00	125.469	\$ -59639.58
3426	Buy	10.09.2020 21:25:00	125.688	4.77	11.09.2020 00:25:00	125.46	\$ -116912.41
3431	Sell	17.09.2020 01:45:00	124.076	4.73	17.09.2020 03:05:00	123.862	\$ 95352.68
3430	Sell	17.09.2020 01:30:00	124.066	4.76	17.09.2020 03:05:00	123.854	\$ 95006.41
3435	Sell	21.09.2020 22:15:00	123.3	4.7	22.09.2020 01:30:00	123.155	\$ 61306.28
3434	Sell	21.09.2020 21:40:00	123.235	4.77	22.09.2020 01:30:00	123.146	\$ 35511.31
3433	Sell	21.09.2020 21:30:00	123.198	4.81	22.09.2020 01:30:00	123.164	\$ 9355.11
3432	Sell	21.09.2020 21:25:00	123.19	4.85	22.09.2020 01:30:00	123.163	\$ 6039.03
3436	Buy	23.09.2020 22:00:00	122.891	4.9	24.09.2020 03:15:00	122.976	\$ 28969.14